

VIRGINIA ECONOMIC DEVELOPMENT PARTNERSHIP

# EMPLOYMENT CREATION AND CAPITAL INVESTMENT IN VIRGINIA

## 2006 YEAR END REPORT

The Virginia Economic Development Partnership (VEDP) is directed to enhance Virginia's economy by assisting existing businesses with their expansion plans and by recruiting new firms to the Commonwealth. VEDP monitors economic development activity in Virginia through its economic development announcements database. The database tracks direct investments and new jobs created in Virginia as a result of the announced plans of new or expanding companies. This information has been maintained, with modifications, since 1960. The following report covers announcements made between January 1 and December 31, 2006.

---

### ***NOTES ON METHODOLOGY***

*This report is based on announcements of planned employment creation and capital expenditures in Virginia by basic companies (manufacturers and non-manufacturers with a substantial customer base outside the state). Many of the new facilities announced are not yet in operation. The information indicates the kind of new economic activity occurring in the state; it does not measure total employment growth. Information is gathered from the Virginia Economic Development Partnership's allies at state, regional and local levels, as well as from published sources and Partnership staff. Rules for documentation of announcements were established to ensure consistency of reported data. All information is obtained on a voluntary basis and no claim is made that the data are complete.*

**Media Contact:**

Christie Miller  
804.545.5805  
[cmiller@yesvirginia.org](mailto:cmiller@yesvirginia.org)

**Content:**

Holly Allen  
804.545.5775  
[hallen@yesvirginia.org](mailto:hallen@yesvirginia.org)

### **TABLE OF CONTENTS**

EMPLOYMENT CREATION AND CAPITAL INVESTMENT SUMMARY .....	3
NEW AND EXPANSION ANNOUNCEMENTS .....	3
MANUFACTURING AND NONMANUFACTURING ANNOUNCEMENTS.....	3
MAJOR ANNOUNCEMENTS .....	4
MANUFACTURING.....	4
NONMANUFACTURING .....	4
REGIONAL ECONOMIC DEVELOPMENTS.....	5
SOUTHWESTERN VIRGINIA.....	5
SOUTHSIDE VIRGINIA .....	6
VALLEY REGION.....	6
NORTHERN VIRGINIA.....	7
CENTRAL VIRGINIA.....	7
HAMPTON ROADS .....	7
LOCAL ECONOMIC DEVELOPMENTS .....	8
TOTAL ANNOUNCEMENTS .....	8
PER CAPITA ANNOUNCEMENTS.....	8
OTHER ECONOMIC DEVELOPMENTS .....	9
METROPOLITAN STATISTICAL AREAS.....	9
PLANNING DISTRICT COMMISSIONS.....	9
FOREIGN INVESTMENT IN VIRGINIA .....	10
2006 VIRGINIA ANNOUNCEMENTS.....	12

## EMPLOYMENT CREATION AND CAPITAL INVESTMENT SUMMARY

In 2006, the Virginia Economic Development Partnership recorded 466 announcements by companies intending to locate new facilities in Virginia or expand their existing operations (*Table 1*). The firms behind those plans expect to add 25,337 jobs and make capital investments of almost \$2.2 billion. This year, companies invested almost \$2 billion less in Virginia than in 2005, due mostly to a weakening of the capital-intensive durable goods manufacturing sector. Job creation declined by almost 22%, and moved toward more historical levels of job creation, especially in the non-manufacturing sector. This level of performance is commensurate with the moderate growth of the U.S. economy.

### NEW AND EXPANSION ANNOUNCEMENTS

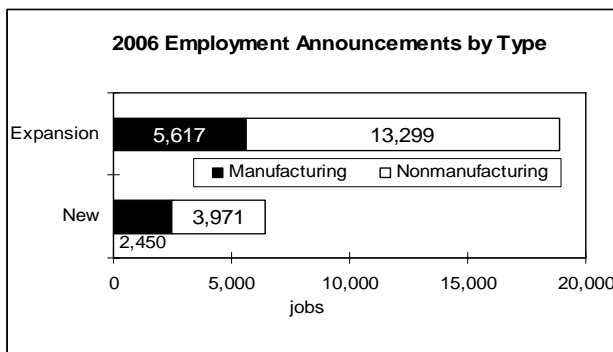
Announcements made by companies that do not have a facility in Virginia or plan to set up another Virginia operation in a different labor market from its existing location are considered to be new. The 95 announcements for new facilities represented 25.3% of the employment creation and 41.1% of the capital investment in Virginia's economic development activity in 2006.

Announcements from firms planning to enlarge existing Virginia operations are labeled as expansions. In 2006, there were 371 expansion announcements. Growth of existing firms accounted for 74.7% of employment and 58.9% of capital investment announced during the year.

### MANUFACTURING AND NONMANUFACTURING ANNOUNCEMENTS

Manufacturing announcements include industries that make, assemble or process tangible products. The 162 announcements by manufacturing companies in 2006 were responsible for 31.8% of employment creation and 66.5% of capital investment plans.

Nonmanufacturing announcements cover business and professional services such as headquarters or back offices, research and development, consulting, computer-related facilities, distribution centers and customer service centers. Nonmanufacturing establishments made 304 announcements in 2006. These plans represent 68.2% of employment creation and 33.5% of capital investment announced during the year.



---

## MAJOR ANNOUNCEMENTS

---

Virginia saw many sizable announcements in 2006. Fourteen projects announced plans to create 250 or more jobs, and 5 projects involved the creation of at least 500 jobs.

The largest employment creation announcement for the year was GEICO Corp., which plans to add 790 new jobs in all of its departments at its regional headquarters in Stafford County. GEICO is the nation's fourth-largest insurer and anticipates to have completed the hiring process by the first half of 2007. Not far behind was furniture manufacturer Swedwood North America's announcement to build its first North American manufacturing operation in Cane Creek Centre, an industrial park jointly developed by Pittsylvania County and the City of Danville. Swedwood, a wholly owned subsidiary of The IKEA Group and headquartered in Sweden, plans to employ up to 740 people at this \$281.1 million facility, which will be completed in three phases. Lockheed Martin Integrated Systems & Solutions recorded the third-largest employment project with its plans to expand

the company's existing Chantilly operations in support of intelligence community and Department of Defense customers. The company plans to create 600 jobs and invest \$10 million in the project, which will eventually be a three-building campus at Chantilly's Westfields Corporate Center.

On the investment side, 21 different announcements of at least \$25 million were made in Virginia. The investment in 8 of those projects exceeded \$50 million. The previously noted \$281.1 million Swedwood project was the largest investment announcement in 2006 and will create 740 jobs. Amcor PET Packaging placed second in terms of capital investment creation, with its \$105 million investment to develop a manufacturing operation in Wythe County's Progress Park, creating 144 new jobs. The company will supply fillable plastic bottles to the beverage industry. The third largest investment announcement was made by Philip Morris USA, which will invest \$97 million to open a facility in York County to manufacture smokeless tobacco products and will employ 180 new workers.

## NAICS SUMMARY

In 2006, Virginia recorded activity in all 20 manufacturing codes defined by the North American Industrial Classification System (NAICS) (*Table 3*). Virginia also registered announcements in 22 different nonmanufacturing NAICS (*Table 4*).

### MANUFACTURING

---

The manufacturing sectors that attracted the most capital investment in 2006 were Furniture & Fixtures (\$308.9 million), Plastics & Rubber Products (\$178.0 million) and Printing (\$139.8 million). These groups accounted for 28.9% of manufacturing investments and 43.5% of total investments announced during the year.

Ranked by announced employment, the top manufacturing industries were Furniture & Fixtures (1,010 jobs), Fabricated Metal Products (985 jobs) and Plastics & Rubber Products (878 jobs). For 2006, these sectors represented 11.3% of manufacturing employment and 35.6% of total employment announced.

### NONMANUFACTURING

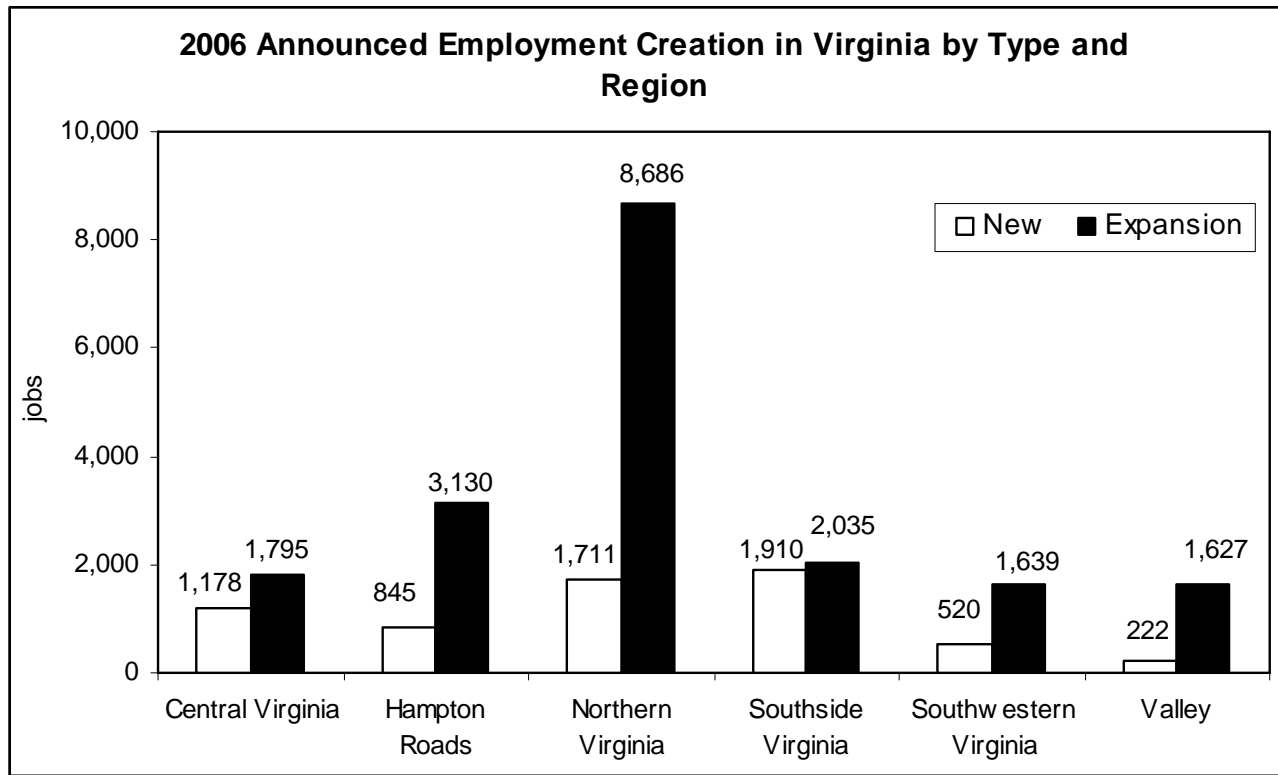
---

The 2006 investment leaders for nonmanufacturing were Technical Services (\$234.9 million), Headquarters/Division Offices (\$163.3 million) and Distribution - Nondurables (\$117.8 million). These top three sectors represented 71.2% of nonmanufacturing investments and 23.8% of all investments announced in the year.

Ranked by employment announced, the leading industry groups were Technical Services (8,592 jobs), Administrative Services (2,446 jobs) and Headquarters/Division Offices (2,020 jobs). Those sectors accounted for 75.6% of all nonmanufacturing employment and 51.5% of all employment announced in 2006.

## REGIONAL ECONOMIC DEVELOPMENTS

For analytical purposes, VEDP divides Virginia into six geographic regions (*Table 5*). In terms of announced investment, the leading regions were Southside Virginia (\$581.6 million), Valley (\$368.3 million) and Northern Virginia (\$350.2 million). The top three regions accounted for 60.0% of total investments for 2006. For planned employment, the most active regions were Northern Virginia (10,397 jobs), Hampton Roads (3,975 jobs), and Southside Virginia (3,945 jobs). These top regions registered 72.3% of all planned employment creation in 2006.



### SOUTHWESTERN VIRGINIA

There were 42 announcements made in Virginia's Southwestern region in 2006, 30 of which were expansions. These announcements should lead to the creation of 2,159 jobs and investments of \$240.97 million. Announcements by expanding firms in the region accounted for 75.9% of Southwestern Virginia's employment and 35.2% of its investment during the year. This year was the fourth best ever in terms of investment and third best year for volume of project activity.

The largest employment announcement for the Southwestern region was pre-finished hardwood floor manufacturer Clinch Mountain Finishing & Logistics, which plans to invest \$6 million and create 220 new jobs at a manufacturing facility in the Russell County Industrial Park in the Town of Lebanon. The company will expand an existing building by 48,000-square-feet and will produce pre-finished hardwood flooring utilizing state-of-the-art ultra violet finishing technology. The largest investment announcement was Amcor PET Packaging, a leading manufacturer of PET (polyethylene terephthalate) plastic packaging for the global beverage, food and non-food industries. The company will invest \$105 million to develop a manufacturing operation in Wythe County's Progress Park creating 144 new

---

jobs. The company will supply hot fillable plastic bottles to the beverage industry. Other significant announcements for the region included Federal-Mogul Corporation's plans to invest \$12.7 million to expand its Montgomery County facility where they produce high volume anti-friction engine and replacement bearings made from a unique bonding process of steel and aluminum and will create up to 71 new jobs; Internet Corporation's \$14.3 million, 175-job expansion of its cast-metal automotive components manufacturing facility in Radford; Virginia Cobia Farms LLC's plan to invest \$30.33 million and hire 60 employees to develop a new technology and method of farming Cobia fish in Smyth County; and Jennmar Corporation of Virginia, Inc.'s new \$6 million, 70-job manufacturing facility that will make corrugated metal products and other steel-related roof control products for the mining and construction industry in Tazewell County.

## **SOUTHSIDE VIRGINIA**

---

During 2006, Virginia's Southside region recorded plans to create 3,945 jobs and investments of \$581.55 million. Of the region's 56 announcements, 15 were for new facilities. New companies accounted for 74.1% of Southside's total capital investment and 48.4% of announced new jobs. 2006 ranked the second highest for both capital investment announced and the number of projects announced in the region.

Swedwood North America, the Commonwealth's second largest statewide employment announcement and the top investment announcement, is also Southside Virginia's top employment and investment announcement. Swedwood's Danville factory will be company's first furniture production operation in the U.S., and will produce a variety of wood-based IKEA products such as EXPEDIT bookshelves, LACK coffee and side tables, MAGIKER modular entertainment systems and PAX wardrobe frames. The region's second largest investment announcement was German manufacturer McAirmaid's Vliesstoffe GmbH & Co. KG. The company makes non-woven composite materials for absorbency end uses and plans to invest \$85 million and hire 160 employees to open its first U.S. manufacturing facility and headquarters in Franklin County. In terms of employment, ranking second is Telvista Inc., which will invest \$1.1 million in technology upgrades and hire 250 new team members to expand staffing at its Danville facility. Leading announcements for the region also included ABB Inc.'s expansion of its liquid-cooled transformer manufacturing plant in Halifax County, investing \$28.3 million and hiring 127 people; the relocation of American Industrial Heat Transfer, Inc.'s heat exchangers manufacturing business from Illinois to Roanoke River Regional Business Park in Mecklenburg County, which will employ 85 workers through a \$11 million investment; Water World Fiberglass Pools, N.E. Inc. investing \$3 mil-

lion to open a facility in the Buckingham County Industrial Park and creating 100 new jobs to manufacture fiberglass swimming pools; and England's Stove Works, Inc., which will expand its design and production facility for metal fabricated heating stoves in Amherst County through a \$2 million investment and the hiring of 100 additional employees.

## **VALLEY REGION**

---

For 2006, this region's announcements totaled 1,849 jobs and \$368.29 million in investments. The Valley registered 43 announcements, 38 of these announcements were expansions of existing facilities. Expansions accounted for 88.0% of the employment and 86.4% of the investment in the region.

The Valley's largest employment announcement was a three-way tie between SI International, Inc., Wachovia, and Merillat Industries, Inc., which all plan to expand their current operations by adding an additional 150 employees. SI International, Inc., an information and network solutions company, is expanding its staff in Harrisonburg as a result of a recent contract won by the United States Patent and Trademark Office. Wachovia will hire 150 people for its operations center in Roanoke County to handle customer service calls. In addition to hiring 150 new employees, Merillat, Inc. will invest \$16 million to expand the company's Mount Jackson kitchen and bath cabinets manufacturing facility. The region's top investment announcement was in Rockingham County where Merck & Co., Inc. plans a \$57 million expansion of its Elkton facility to produce GARDASIL®, Merck's cervical cancer vaccine. The investment will include construction of a new building and the installation of equipment for the purification process—a key stage in manufacturing the product. Other notable projects included R.R. Donnelley & Sons Co.'s \$38.38 million expansion of its book printing operations in Roanoke County that will add 83 jobs to the county, a part of the company's total investment of \$85 million in Virginia to expand its plants not only in Roanoke County, but also in Rockingham County and the City of Lynchburg; Smorgon Steel Group Ltd.'s plans to invest about \$25 million in Botetourt County to open its first North American facility for its new LiteSteel™ beam product; Trex Company Inc.'s \$18 million, 140-job expansion of its composite wood and plastic products facility in Frederick County, which is also the company's headquarters; and SRI International's announcement to establish its new Center for Advanced Drug Research in the Rockingham Center for Research and Technology in Rockingham County by way of a \$57 million investment and the addition of 100 jobs.

---

## NORTHERN VIRGINIA

---

In 2006, Northern Virginia recorded announcements of 10,397 jobs and capital investments of \$350.24 million. Of the region's 148 announcements, 127 were for expansions. Existing firms in Northern Virginia accounted for 83.5% of its announced jobs, and 94.2% of its capital investments.

As mentioned earlier, Northern Virginia claimed the top statewide employment project, GEICO Corp. in Stafford County. The second highest employment announcement in this region is also the previously noted Lockheed Martin Integrated Systems & Solutions that is expanding its presence in Northern Virginia with a 600-job, \$10 million expansion of its facilities in Chantilly. The company will work on space and earthbound communications, signals, systems, simulation and integration for the intelligence community. The top announcement for the Northern Virginia region, in terms of investment, was Equinix, a provider of data centers and Internet exchange services, which plans to spend at least \$55 million to expand its Ashburn operations. Other noteworthy announcements in the region included M.C. Dean, Inc.'s \$8.3 million expansion of its facilities in Caroline County by creating a 260,000-square-foot fabrication and logistics complex and hiring up to 100 new employees; Mid-Atlantic Precast Company, L.L.C. which announced it will hire 100 employees and build a \$5-\$6 million, 1 million square-foot manufacturing plant to produce architectural and structural building products; K2M, LLC's planned 249-job, \$8.2 million expansion of its plant in Loudoun County to manufacture spinal medical devices; and telecommunications services provider RCN Corporation's relocation of its headquarters from New Jersey to Fairfax County through a \$4.5 million investment and the creation of 130 new jobs.

## CENTRAL VIRGINIA

---

In 2006, Central Virginia attracted 2,973 jobs and \$291.47 million in investment. The region recorded 61 announcements for the year, 43 of which were expansions. Central Virginia's new firms accounted for 60.4% of its announced jobs and 60.4% of its investments.

Central Virginia's largest job and capital investment creation announcement was MeadWestvaco Corporation. In 2006, the packaging solutions company invested \$80 million and, through a combination of relocated and newly hired employees, already has 400 employees in Central Virginia after moving its corporate headquarters from Stamford, Connecticut. Other significant announcements included Diversified Information Technologies' new \$10.16 million, 200-job customer support

facility in Orange County; the \$25.5 million, 50-job expansion of DuPont's Chesterfield County plant that manufactures Tyvek® nonwovens; U.S. Components, LLC's \$6.4 million investment to open its first Virginia manufacturing facility in the West Point Industrial Park shell building in the Town of West Point, creating more than 100 new jobs; and real-estate transaction services provider LandAmerica Financial Group's relocation and consolidation of its national headquarters and shared resources operations into a larger campus in Henrico County via a \$20 million investment and the planned hiring of 200 additional employees.

## HAMPTON ROADS

---

For the year, Hampton Roads registered announcements for 3,975 jobs and investments of \$322.47 million. Expansions were responsible for 90 of the region's 109 announcements in 2006. The region's expansions accounted for 78.7% of its announced employment and 64.8% of its capital investment.

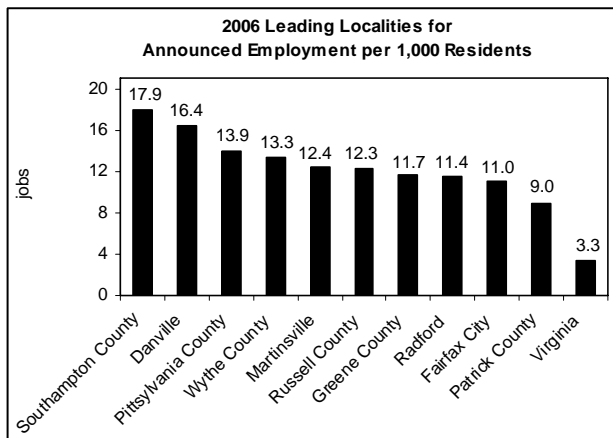
The region's largest announcement, in terms of employment, was made in Hampton as The U.S. Air Force Command and Control and Intelligence, Surveillance and Reconnaissance (AFC2ISR) Center moves into a larger, more technologically advanced facility within the city. The new center will employ an additional 520 employees and is made possible through a \$23.1 million investment. The region's largest investment announcement was Philip Morris USA that announced it will invest up to \$97 million at its York County operations to support the company's growth strategy and will manufacture smokeless tobacco products. The company will initially create 75 new jobs and production is scheduled to begin in the second quarter of 2007. Notable announcements also included leading logistics solutions provider NYK Logistics Inc.'s new 120,000-square-foot distribution facility in the City of Chesapeake, creating 100 new jobs and investing \$26 million; AVID Medical Inc.'s announcement to invest \$7.9 million to expand its presence in James City County, creating 303 new jobs by doubling its existing 90,000-square-foot facility for the manufacture of custom procedure-ready trays for the healthcare industry; Southampton Terminal's 300-job, \$3.4 million new warehouse and distribution center in Southampton County, to be completed in four phases that will handle a wide variety of port-related activities; and FLEXA Furniture, Inc. developing an 88,000 square-foot office, production, and warehouse building to expand its presence in Suffolk through a \$6 million investment and the hiring of 60 additional employees.

## LOCAL ECONOMIC DEVELOPMENTS

### TOTAL ANNOUNCEMENTS

Eighty-two of Virginia's 134 counties and cities were represented in the 466 announcements for 2006 (Table 6). Fairfax County received the most announced employment with 6,681 jobs. Fairfax benefited from having seven of the state's top 20 employment announcements. Rounding out the top five localities for employment announcements were Henrico County (1,201 jobs), Hampton (1,085 jobs), Pittsylvania County (865 jobs) and Stafford County (808 jobs).

Pittsylvania County led all localities in capital investments with \$289.05 million, benefiting from having the top investment announcement in the state, Swedwood North America. The remaining top five localities by investment were Rockingham County (\$132.8 million), Wythe County (\$121.6 million), Prince William County (\$115.3 million) and Franklin County (\$108.0 million).

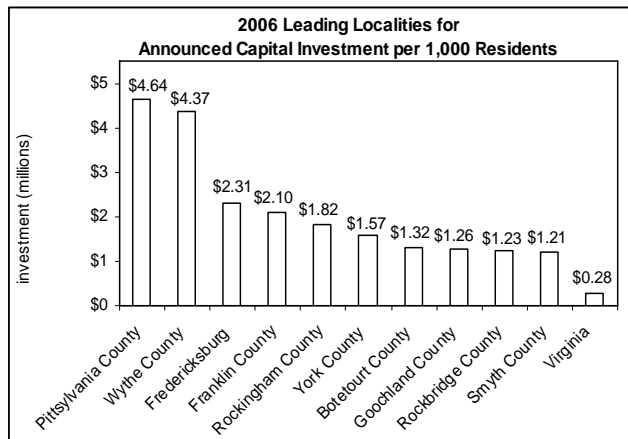


### PER CAPITA ANNOUNCEMENTS

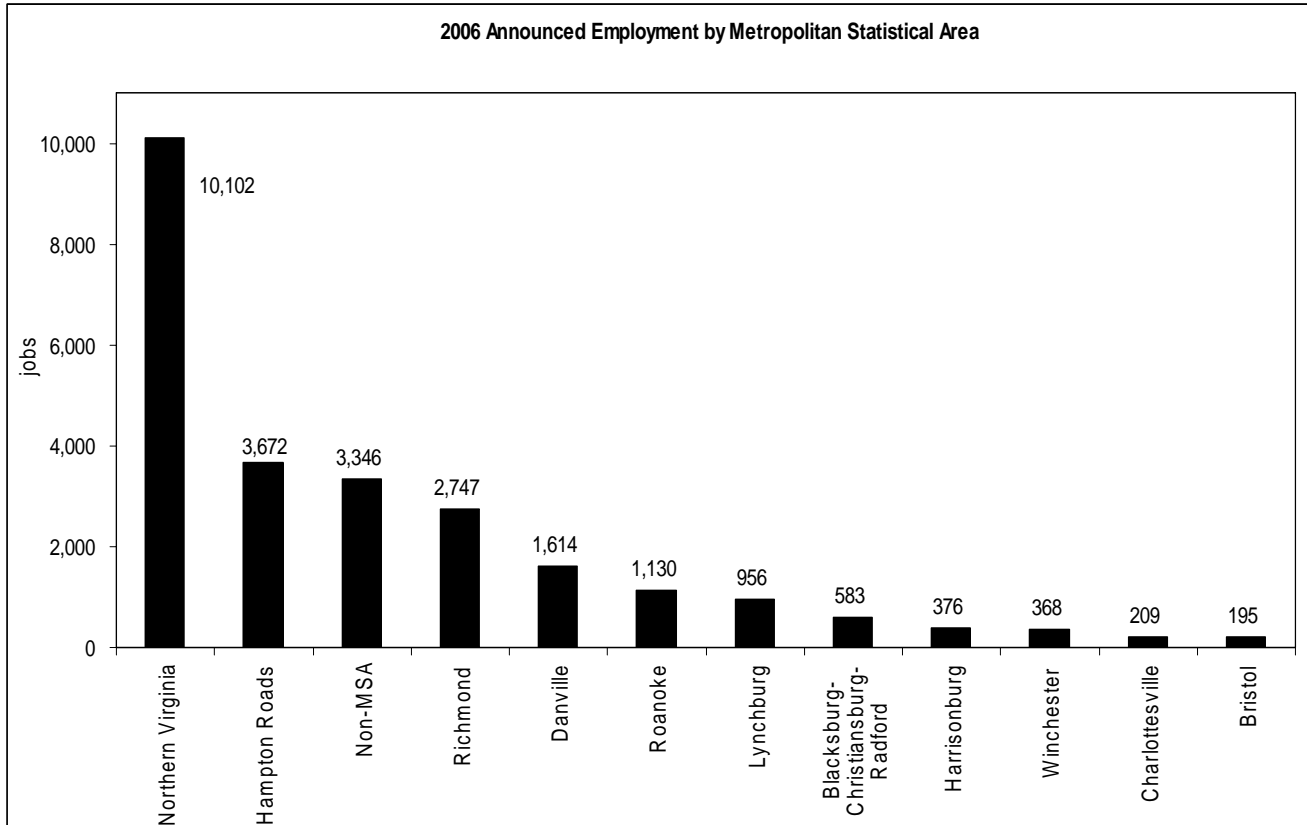
Analyzing economic development activity by locality on a per capita basis shows how the localities compare to each other on a relative basis by weighting the totals according to each locality's population. Using the population estimates from the Weldon Cooper Center for Public Service and VEDP's economic development activity totals, Virginia as a whole in 2006 registered 3.3 jobs created and \$283,313 in capital investments per 1,000 residents (Table 7).

Of the 78 counties and cities that recorded employment creation announcements in 2006, 44 localities were at the Virginia average or higher and 34 localities were below the statewide average. The top five localities for announced employment creation per 1,000 residents were Southampton County, Danville, Pittsylvania County, Wythe County and Martinsville.

For the 78 localities with announced capital investments in 2006, 32 were above and 46 were below the Virginia per capita average. The top five localities for capital investment announcements per 1,000 residents were Pittsylvania County, Wythe County, Fredericksburg, Franklin County and Rockingham County.



## OTHER ECONOMIC DEVELOPMENTS



### METROPOLITAN STATISTICAL AREAS

There are 11 Metropolitan Statistical Areas (MSAs) completely or partially located in Virginia (*Table 8*). MSAs consist of urban areas and their surrounding counties. The U.S. Bureau of the Census defines the boundaries of MSAs. Virginia's MSAs accounted for 77.1% of new job creation and 77.4% of new capital investment announced in the state in 2006. MSAs represented 90.2% of employment creation and 90.7% of capital investment from Virginia's expansion projects for the year.

In terms of announced employment creation during 2006, the leading MSAs in the Commonwealth were the Virginia portion of the Washington-Arlington-Alexandria DC-VA-MD-WV MSA (10,102 jobs), the Virginia portion of the Virginia Beach-Norfolk-Newport News VA-NC MSA (3,672 jobs), and the Richmond, VA MSA (2,747 jobs). Including the non-MSA localities in the comparison, the rural areas would have ranked third with 3,346 jobs announced.

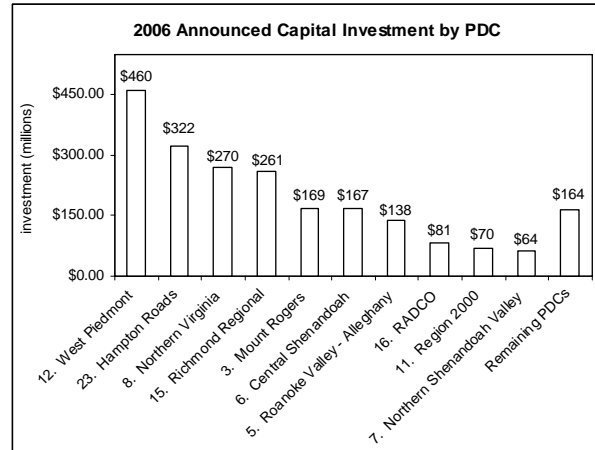
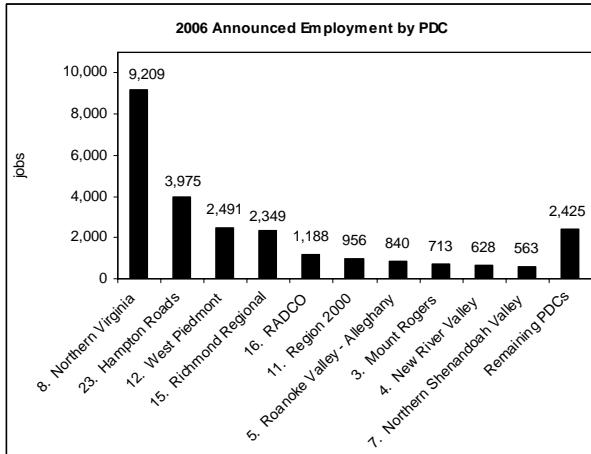
For announcements of capital investment, the top MSAs were the Danville MSA (\$337.7 million), the Virginia portion of the Washington-Arlington-Alexandria DC-VA-MD-WV MSA (\$331.8 million), and the Virginia Beach-Norfolk-Newport News VA-NC MSA (\$322.9 million). By investments, the non-MSA areas announced a total of \$320.31 million, which would have put them in fourth place.

### PLANNING DISTRICT COMMISSIONS

Virginia contains 21 Planning District Commissions (PDCs). These regional groups develop comprehensive plans for promoting economic and physical growth in their areas. Nineteen PDCs recorded announcements during the year (*Table 9*). Five PDCs saw total employment announcements of more than 1,000 jobs, and seven PDCs recorded combined capital investment plans of \$100 million or more.

For 2006, the Northern Virginia PDC ranked number one in terms of employment, with 9,209 jobs. The West Piedmont PDC ranked first on the investment side with \$460 million and also ranked third in terms of new job creation with 2,491 jobs. The

Hampton Roads PDC took second place in terms of employment with 3,975 jobs, and also ranked number two for investment with \$322 million. The Northern Virginia PDC ranked third for investment at \$270 million.

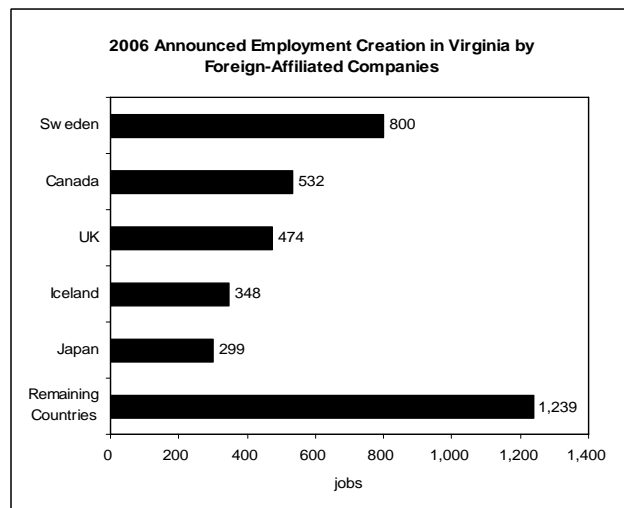


## FOREIGN INVESTMENT IN VIRGINIA

Investments made by foreign companies constitute an important part of Virginia's economic development activity. During 2006, foreign-affiliated announcements were responsible for the creation of 3,692 jobs and the investment of \$699.69 million (*Table 10*). Capital investments made by foreign-affiliated firms in Virginia increased by 46% over 2005.

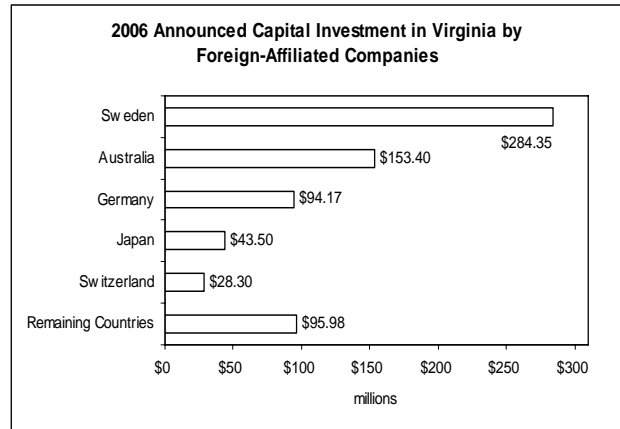
Foreign announcements originated from 21 different countries in 2006 (*Table 11*). Leading the way in foreign investment in Virginia was Sweden at just more than \$284 million. Combined with Australia's \$153.4 million, these top two countries accounted for 62.6% of foreign investment for the year. Leading foreign-affiliated investment announcements for the state include previously mentioned Swedwood North America's (Sweden) new wood furniture manufacturing plant in Pittsylvania County and Amcor PET Packaging's (Australia) new facility in Wythe County to make plastic bottles. Other notable foreign-affiliated investment announcements included the aforementioned McAirland's Vliesstoffe GmbH & Co. KG (Germany), which is setting up its first U.S. manufacturing facility and U.S. headquarters in Franklin County through the planned creation of 160 jobs and investment of \$85 million; logistics solutions provider NYK Logistics Inc.'s (Japan) new 120,000-square-foot distribution facility in the City of Chesapeake, creating 100 new jobs and investing \$26 million; and transformer

manufacturer ABB Inc. (Switzerland), which, through a combined total of \$28.3 million investment, and the hiring of more than 150 new employees, is expanding its presence in Bland and Halifax counties.



Sweden was once again a leading country as it came in first place for employment generated by foreign-affiliated companies with 800 jobs announced, thanks, in part, to one of the Commonwealth's largest announcements, Swedwood North America (Sweden). Including the 532 jobs created from Canadian-affiliated companies, these top two countries represented 36.1% of foreign-affiliated employment generated in 2006. Leading foreign-affiliated employment announcements included debt collection services provider Allied International Credit Corp.'s (Canada) plans to move its U.S. headquarters and a customer service center to Henrico County through the hiring of 250 employees and investments totaling \$2.5 million; Reed Technology & Information Services Inc.'s (UK) expansion of its Alexandria offices where they specialize in data capture, conversion and management services; Icelandic USA, Inc. (Iceland) which, through two separate announcements, plans to hire a total of 348 jobs and invest \$3.1 million at its seafood processing facility/North American headquarters in Newport News.

Foreign investment occurred in 24 industrial groups as defined by the NAICS codes. Virginia industries receiving the most employment from foreign-affiliated companies in 2006 were Furniture & Fixtures (770 jobs), Distribution - Nondurables (438 jobs), Plastics & Rubber Products (356 jobs), Food Products (348 jobs) and Headquarters/Division Offices (347 jobs). For the year, leading sectors of foreign-investment announcements were Furniture & Fixtures (\$287.1 million), Plastics & Rubber Products (\$133.2 million), Textile Mills (\$85.0 million), Primary Metal Industries (\$48.4 million) and Distribution - Nondurables (\$39.1 million).



## 2006 VIRGINIA ANNOUNCEMENTS

Company Name	Location	MFG	Type	Business	New Jobs	Investment (millions)
Humagen Fertility Diagnostics	Albemarle County	M	E	Manufacture micropipets for In Vitro Fertilization	9	\$0.20
<b>Albemarle County Total</b>				<b>1 announcement</b>	<b>9</b>	<b>\$0.20</b>
Assisted Living Federation of America	Alexandria	N	E	National association of assisted-living facilities	10	\$1.40
Cuisine Solutions	Alexandria	M	E	Manufacture fully cooked, frozen entrees and sauces	0	\$9.50
Information Management Resources	Alexandria	N	N	Technology integration, enterprise solutions	13	\$0.10
Plexus Scientific Corporation	Alexandria	N	E	Consulting services that help advance federal business processes	35	\$1.50
Reed Technology & Information Services Inc.*	Alexandria	N	E	Data capture, conversion & management	240	\$0.00
Telemet America	Alexandria	N	E	Provider of real-time and historic market data	10	\$0.00
<b>Alexandria Total</b>				<b>6 announcements</b>	<b>308</b>	<b>\$12.50</b>
Bacova Guild, LTD.	Alleghany County	M	E	Printed accent rugs, printed floor mats, bathroom ensembles	45	\$2.30
<b>Alleghany County Total</b>				<b>1 announcement</b>	<b>45</b>	<b>\$2.30</b>
England's Stove Works, Inc.	Amherst County	M	E	Wood-burning stoves	100	\$2.50
New Dominion Packaging	Amherst County	M	E	Manufacture folding cartons	100	\$0.50
S & S Machine Shop	Amherst County	M	E	Design and manufacture metal fabricated parts	20	\$0.50
<b>Amherst County Total</b>				<b>3 announcements</b>	<b>220</b>	<b>\$3.50</b>
Advanced Systems Development, Inc.	Arlington County	N	E	Enterprise IT solutions provider	87	\$0.00
CommuniClique	Arlington County	N	E	Web-based software services	45	\$0.00
Conservation International	Arlington County	N	N	HQ; environmental advocacy organization	320	\$1.00
Hexago*	Arlington County	N	N	IPv6 deployment solutions	25	\$0.00
Kingfisher Systems, Inc.	Arlington County	N	E	Information technology for national security	78	\$1.23
ProSight, Inc.	Arlington County	N	N	Spending-analysis software	37	\$0.00
<b>Arlington County Total</b>				<b>6 announcements</b>	<b>592</b>	<b>\$2.23</b>
Blue Ridge Optics, LLC	Bedford City	M	E	Manufacture precision optical components and coatings	15	\$0.20
Smyth Companies, Inc.	Bedford City	M	E	Manufacture flat and pressure sensitive labels	16	\$4.00
<b>Bedford City Total</b>				<b>2 announcements</b>	<b>31</b>	<b>\$4.20</b>
Barr Laboratories Inc.	Bedford County	M	E	Pharmaceuticals	100	\$0.00
Hi-Tech Machining LLC	Bedford County	M	E	Sheet metal fabrication	25	\$0.60
M4 Manufacturing, Inc.	Bedford County	M	E	Sheet metal fabrication	20	\$0.00
Moore & Giles, Inc.	Bedford County	N	E	Distribution of natural leathers; HQ	20	\$0.10
Sterling Blower Company	Bedford County	M	E	Pneumatic conveying equipment	20	\$3.50
Systems Engineering & Manufacturing, Inc.	Bedford County	M	E	Manufacture conveying & palletizing equipment	45	\$2.00
VALTIM Marketing Services	Bedford County	N	E	Data management/processing; direct marketing services	30	\$0.20
<b>Bedford County Total</b>				<b>7 announcements</b>	<b>260</b>	<b>\$6.40</b>
ABB Inc.*	Bland County	M	E	Manufacture dry & vacuum cast transformers	30	\$3.00
<b>Bland County Total</b>				<b>1 announcement</b>	<b>30</b>	<b>\$3.00</b>
Altec Industries, Inc.	Botetourt County	M	E	Manufacture truck-mounted mobile equipment	100	\$3.00

Company Name	Location	MFG	Type	Business	New Jobs	Investment (millions)
Dynax America Corporation *	Botetourt County	M	E	Automobile transmission parts	52	\$11.70
O'Neal Steel, Inc.	Botetourt County	M	E	Steel work	75	\$3.00
Smorgon Steel Group Ltd.*	Botetourt County	M	N	Manufacture LiteSteel beam	55	\$24.40
<b>Botetourt County Total</b>				<b>4 announcements</b>	<b>282</b>	<b>\$42.10</b>
Prime Choice Foods, Inc.	Bristol	M	E	Manufacture organic corn products	35	\$4.50
Virginia Premier Health Plan	Bristol	N	N	Back office; health management services	25	\$0.30
<b>Bristol Total</b>				<b>2 announcements</b>	<b>60</b>	<b>\$4.80</b>
Water World Fiberglass Pools, N.E. Inc.	Buckingham County	M	N	Manufacture fiberglass swimming pools	100	\$3.00
<b>Buckingham County Total</b>				<b>1 announcement</b>	<b>100</b>	<b>\$3.00</b>
Modine Manufacturing Company	Buena Vista	M	E	Space & unit heaters	35	\$1.50
<b>Buena Vista Total</b>				<b>1 announcement</b>	<b>35</b>	<b>\$1.50</b>
Banker Steel Company, LLC	Campbell County	M	E	Fabricate structural steel	110	\$1.00
Brown Machine Works, Inc.	Campbell County	M	E	Machining, fabricating, and welding	10	\$0.11
Timken Co.	Campbell County	M	E	Automotive wheel bearings	50	\$10.27
<b>Campbell County Total</b>				<b>3 announcements</b>	<b>170</b>	<b>\$11.38</b>
Clark's Lumber & Millwork	Caroline County	M	E	Manufacture architectural & furniture wood products	25	\$0.75
LHS Molding & Millwork	Caroline County	M	N	Wood molding	20	\$0.60
M.C. Dean, Inc.	Caroline County	M	E	Military security electronics fabrication & distribution	100	\$8.30
Top Line Concrete	Caroline County	M	E	Precast concrete items	20	\$0.75
VSE Corp.	Caroline County	M	E	Manufacture & install parts to modify military vehicles	30	\$2.00
<b>Caroline County Total</b>				<b>5 announcements</b>	<b>195</b>	<b>\$12.40</b>
Turman Log Homes	Carroll County	M	E	Manufacture log homes	27	\$1.00
<b>Carroll County Total</b>				<b>1 announcement</b>	<b>27</b>	<b>\$1.00</b>
Alpak Container Corporation	Chesapeake	M	E	Manufacture shipping cartons	11	\$1.40
Analytical Solutions, Inc.	Chesapeake	N	N	Defense technologies	0	\$0.36
Anteon Corporation	Chesapeake	N	E	IT and engineering services, government contractor	0	\$1.20
Associated Distributors Inc.	Chesapeake	N	E	Distribution center, beer and wine	12	\$0.92
B & J Allen Warehousing	Chesapeake	N	E	Logistics services, warehouse & distribution	0	\$0.60
Canon ITS *	Chesapeake	N	E	Technical support center	15	\$0.00
Chesapeake Yachts Inc.	Chesapeake	M	E	Yacht building and repair	0	\$2.80
Chesbay Distributing, Inc.	Chesapeake	N	E	Distribution center, beer	10	\$0.00
Compass Technology Management Inc.	Chesapeake	N	E	Electronic commerce software	10	\$0.00
Copeland Trucking	Chesapeake	N	E	Container hauling and distribution	0	\$0.30
Dendrite International, Inc.*	Chesapeake	N	E	Technical services center; solutions provider for pharmaceutical industry	20	\$0.94
East Coast Fire Protection, Inc.	Chesapeake	M	E	Fire detection systems	20	\$0.00
GEOQuip Manufacturing, Inc.	Chesapeake	M	E	Precision metal fabrication	12	\$0.00
GSTEK Inc.	Chesapeake	N	E	Telecommunications systems design	0	\$0.11
Hoffman Beverage Company	Chesapeake	N	E	Distribution center; beer	0	\$1.40

Company Name	Location	MFG	Type	Business	New Jobs	Investment (millions)
Hudd Distribution Services Inc. *	Chesapeake	N	E	Distribution center; consumer goods	10	\$0.00
IBS of America Corp./JUD Corp.*	Chesapeake	M	E	Machinery for the paper and pulp industry	0	\$0.00
Jones Printing Service Inc.	Chesapeake	M	E	Commercial printing	0	\$3.00
Kimley-Horn & Associates	Chesapeake	N	E	Engineering services	15	\$0.00
MacGREGOR Group*	Chesapeake	N	N	Logistics engineering and service solutions	15	\$0.00
Mission Foods Corporation*	Chesapeake	N	N	Distribution; food products	8	\$3.30
NYK Logistics Inc.*	Chesapeake	N	E	Distribution of retail goods	100	\$26.00
Open Roads Consulting, Inc.	Chesapeake	N	E	Technology integration; application development	0	\$1.00
Panasonic Corp. *	Chesapeake	N	E	Technical support center	60	\$0.00
Plasser American *	Chesapeake	M	E	Railroad equipment	0	\$1.50
RS Information Systems, Inc.	Chesapeake	N	N	Federal systems integration	25	\$0.80
Senture	Chesapeake	N	N	Security solutions, secure credentialing, IT services	0	\$0.58
Smorgon Steel Recycling*	Chesapeake	M	E	Metal recycling	20	\$24.00
The Givens Group	Chesapeake	N	E	Corporate HQ; logistics services, warehouse & distribution	0	\$8.00
Touchroad International Holdings (USA)*	Chesapeake	N	N	US HQ, manufacture textiles & jewelry	6	\$0.50
Usui International Corp.*	Chesapeake	M	E	Diesel fuel line parts	15	\$1.50
Virginia Air Distributors	Chesapeake	N	E	Distribution center, HVAC equipment & supplies	11	\$0.00
W.L. Black and Associates	Chesapeake	N	E	HQ; environmental consulting services	4	\$0.35
Wartsila Lips Inc.*	Chesapeake	M	E	High-powered reversible water jet propulsion systems	11	\$0.30
WIWA LP*	Chesapeake	M	E	U.S. HQ; high pressure, industrial coating systems	4	\$1.00
	<b>Chesapeake Total</b>			<b>35 announcements</b>	<b>414</b>	<b>\$81.86</b>
DuPont	Chesterfield County	M	E	Tyvek® HomeWrap®, high-density polyethylene fibers	50	\$25.50
Dynamic Packaging	Chesterfield County	M	E	Manufacture plastic protective packaging	0	\$0.20
Electro-LuminX Lighting Corporation	Chesterfield County	M	N	Manufacture LightTape®, a thin tape-like electroluminescent lamp	6	\$1.00
Environmental Solutions Inc.	Chesterfield County	M	E	Manufacture compost	0	\$3.50
Original Mattress Factory	Chesterfield County	M	E	Mattresses	15	\$0.00
Pearson Government Solutions	Chesterfield County	N	E	Call center; government services	160	\$0.00
Sonoco	Chesterfield County	M	E	Pre-press graphics and Keating Rotogravure cylinder manufacturing	0	\$8.00
White Distribution & Supply Inc.	Chesterfield County	N	N	Warehouse and distribution	3	\$0.20
	<b>Chesterfield County Total</b>			<b>8 announcements</b>	<b>234</b>	<b>\$38.40</b>
EURO-COMPOSITES Corporation*	Culpeper County	M	E	Light-weight panel structures for aerospace industry	12	\$5.20
Fresh Tulips USA, LLC	Culpeper County	N	E	Grow & distribute hydroponic tulips	65	\$0.40
	<b>Culpeper County Total</b>			<b>2 announcements</b>	<b>77</b>	<b>\$5.60</b>
Arista Tubes*	Danville	M	N	Manufacture plastic tubes	145	\$24.00
Armet Armored Vehicles, Inc.*	Danville	M	N	Manufacturer of armored vehicles	60	\$0.00
Corning, Inc.	Danville	M	E	Polarized glass product used in laser telecommunications	50	\$12.05
Piedmont Precision Machine Co.	Danville	M	E	Precision machining & component manufacturing	50	\$2.50
Telvista Inc.	Danville	N	E	Call center, customer services	250	\$1.10

Company Name	Location	MFG	Type	Business	New Jobs	Investment (millions)
Unarco Industries Inc.	Danville	M	N	Manufacture shopping carts	194	\$9.00
	<b>Danville Total</b>			<b>6 announcements</b>	<b>749</b>	<b>\$48.65</b>
Rehrig Penn Logistics	Dinwiddie County	M	E	Manufacture and repair wood and plastic pallets	4	\$0.75
	<b>Dinwiddie County Total</b>			<b>1 announcement</b>	<b>4</b>	<b>\$0.75</b>
Blue Collar Objects	Fairfax City	N	E	Information technology integration services	171	\$0.90
YRCI	Fairfax City	N	E	Management and administrative consulting services	80	\$0.50
	<b>Fairfax City Total</b>			<b>2 announcements</b>	<b>251</b>	<b>\$1.40</b>
A.T. Kearney, Inc.	Fairfax County	N	E	Management consulting firm	25	\$0.00
Angel.com	Fairfax County	N	E	Voice response & call center technology	25	\$0.00
Aptela, Inc.	Fairfax County	N	E	Voice-over-Internet communications	70	\$0.00
Association Management Group, Inc.	Fairfax County	N	E	Management solutions	10	\$0.00
Avectra, Inc.	Fairfax County	N	E	Association management software	60	\$0.00
Bantu, Inc.	Fairfax County	N	N	HQ; secure Enterprise Instant Messaging software	73	\$0.23
Blue Ridge Networks	Fairfax County	N	E	Wireless Network Security & VPN Security Solutions	10	\$0.00
Bogart Associates, Inc.	Fairfax County	N	E	Provide IT services to the federal government	50	\$0.00
C² Technologies, Inc.	Fairfax County	N	E	HQ; interactive, Web-based instructional software for the Army	25	\$0.00
CAM Communications, Inc.	Fairfax County	N	E	Telecommunications engineering, furnish and installation services	60	\$0.00
Cascades Technologies, Inc.	Fairfax County	N	E	Federal government IT services	120	\$0.30
Cernium Corporation	Fairfax County	N	E	HQ; behavior recognition & video analytics solutions	33	\$0.15
Chainbridge Technologies	Fairfax County	N	E	Software development	11	\$0.00
Clarabridge	Fairfax County	N	E	Text mining software	50	\$0.46
Cloakware Inc.	Fairfax County	N	E	Corporate HQ; integrated software protection solutions	70	\$0.00
Command Information, Inc.	Fairfax County	N	E	Internet protocol standards (IPv6) training software	400	\$0.00
Compumatics Group, Inc.	Fairfax County	N	E	Information technology solutions	20	\$0.00
Comstock Homebuilding Companies, Inc.	Fairfax County	N	E	Corporate HQ; home construction	88	\$0.00
COMTek	Fairfax County	N	E	HQ, telecommunications and information systems technology	150	\$0.00
Davis-Paige Management Systems, LLC	Fairfax County	N	E	Counter-terrorism and disaster preparedness solutions	125	\$0.00
DynCorp International	Fairfax County	N	E	Specialized technical services; project management	50	\$0.00
Endeavor Systems Inc.	Fairfax County	N	E	Information security solutions for Federal agencies	8	\$1.50
Evolver Technologies, Inc.	Fairfax County	N	E	Cyber security and business intelligence solutions	25	\$0.00
Evolver, Inc.	Fairfax County	N	E	Information technology solutions provider	84	\$0.00
FedBid Inc.	Fairfax County	N	E	Online marketplace; federal government reverse auction services	30	\$0.00
Gate Gourmet, Inc.*	Fairfax County	N	E	U.S. HQ; airline catering services	89	\$0.00
Germane Systems	Fairfax County	M	E	HQ; manufacture & assemble computer servers	15	\$0.00
Goldstone Technologies*	Fairfax County	N	E	Software development and consulting, U.S. HQ	25	\$0.00
Government Contract Solutions, Inc.	Fairfax County	N	E	Acquisition & contract support to government contractors	77	\$0.37
Government Initiatives, Inc. (GI2)	Fairfax County	N	E	Consulting and training services to government contractors	25	\$0.00
Government Sales Force, LLC	Fairfax County	N	E	Management consulting to government contractors	12	\$0.00

Company Name	Location	MFG	Type	Business	New Jobs	Investment (millions)
Guident Technologies, Inc.	Fairfax County	N	E	IT services; business intelligence & Oracle solutions	241	\$0.94
HCA Capital Division	Fairfax County	N	N	Divisional HQ; healthcare services provider	100	\$0.00
Hensel Phelps Construction Co.	Fairfax County	N	E	Mid Atlantic district office; contracting/construction management	44	\$0.00
Hitachi Data Systems Corporation*	Fairfax County	N	E	Optimized data storage technology solutions	20	\$0.00
Hoppmann Audio Visual	Fairfax County	N	E	Audiovisual and video conferencing solutions	20	\$0.00
i2S, Inc.	Fairfax County	N	N	IT, engineering, and analysis services	65	\$0.00
Infinitive	Fairfax County	N	E	Corporate HQ; management consulting	33	\$0.00
Information Innovators Inc.	Fairfax County	N	E	IT consulting	226	\$0.32
Insero	Fairfax County	N	E	Application development services	21	\$0.60
InteliTarget, Inc.	Fairfax County	N	E	Information technology consultants	20	\$0.00
Intelligenxia	Fairfax County	N	N	Software solutions for unstructured information decision support	16	\$0.00
Irving Burton Associates	Fairfax County	N	E	Technical and management consulting	23	\$0.00
Javien Digital Payment Solutions, Inc.	Fairfax County	N	E	Micropayment processing technology, e-commerce solutions	16	\$0.10
Johnston McLamb	Fairfax County	N	E	Web-enabled application solutions, software development	170	\$0.30
Kettler	Fairfax County	N	E	HQ; commercial and residential developers	132	\$0.00
Knowledge Link, Inc.	Fairfax County	N	E	Government IT contractor	30	\$0.00
Krasnow Institute for Advanced Learning	Fairfax County	N	E	R&D; brain & mind research	80	\$12.00
LCC International Inc.	Fairfax County	N	E	Corporate HQ; wireless telecommunications service provider	35	\$0.00
Lockheed Martin Integrated Systems & Solutions	Fairfax County	N	E	Systems engineering/analysis, modeling & simulation	600	\$10.00
Lore Internet Systems, Inc.	Fairfax County	N	E	Internet access and Web hosting	33	\$0.10
MorganFranklin Corp.	Fairfax County	N	E	HQ; technology solutions, management consulting	100	\$0.00
National Confectioners Association	Fairfax County	N	E	HQ, Trade association	12	\$0.00
nexVortex	Fairfax County	N	E	Voice-over-Internet software	55	\$0.00
NYTOR Technologies, Inc.	Fairfax County	M	E	Computer terminal manufacturing & integration; HQ	53	\$1.00
Pinnacle CSI	Fairfax County	N	E	Information technology security solutions	38	\$0.00
PlatinumSolutions, Inc.	Fairfax County	N	E	Software development	125	\$0.10
PositiveEdge Technologies	Fairfax County	N	E	Software development, Web solutions, IT consulting, E-learning	15	\$0.00
Pragmatic Solutions, Inc.	Fairfax County	N	E	Consulting services and business solutions	124	\$0.17
Primary Integration, LLC	Fairfax County	N	E	Technology, engineering and energy services	80	\$0.00
Project Performance Corporation	Fairfax County	N	E	Management & technology consulting services	94	\$18.00
Qmobile	Fairfax County	N	N	Corporate HQ; digital media services	35	\$0.00
RCN Corporation	Fairfax County	N	N	HQ; telecommunications services provider	130	\$4.50
RealOps, Inc.	Fairfax County	N	E	HQ; IT service management	30	\$0.30
Shared Spectrum Company	Fairfax County	N	E	Dynamic spectrum access and spectrum measurement technologies	18	\$0.00
SI International, Inc.	Fairfax County	N	E	HQ; Information technology and network solutions	100	\$0.00
Siteworx	Fairfax County	N	E	Technology consulting	57	\$0.00
Source Maintenance/Greener Pastures	Fairfax County	N	E	Machinery maintenance & repair	270	\$0.75

Company Name	Location	MFG	Type	Business	New Jobs	Investment (millions)
Spatial Data Analytics Corporation (SPADAC)	Fairfax County	N	E	Geospatial technologies and services	210	\$0.20
Spectrum Systems, Inc.	Fairfax County	N	E	Systems and application lifecycle solutions	12	\$0.00
SquareLoop	Fairfax County	N	E	Location-Based Services (LBS) software	15	\$0.00
Sunrise Senior Living	Fairfax County	N	E	HQ; senior living services	114	\$0.00
SunRocket, Inc.	Fairfax County	N	N	Customer service center: Internet phone service	500	\$0.00
Superlative Technologies, Inc. (SuprTek)	Fairfax County	N	E	IT engineering services	20	\$0.00
TCAssociates	Fairfax County	N	E	Technology consulting; healthcare/ telecommunications services	20	\$0.00
Technology Solution Providers	Fairfax County	N	E	Technology and transportation integration	85	\$0.00
Technology Ventures	Fairfax County	N	E	IT solutions	110	\$1.00
The Metamorphosis Group, Inc.	Fairfax County	N	E	Management and information technology solutions	50	\$0.00
Triple Canopy, Inc.	Fairfax County	N	N	HQ; provider of security personnel to U.S. officials	100	\$1.30
TriVision Studios, Inc.*	Fairfax County	N	E	Global media, advertising, and entertainment; TV production studio	25	\$2.00
Vanguard Services	Fairfax County	N	N	Software integration	10	\$0.00
Verizon Communications Inc.	Fairfax County	N	E	Fiber optic cable Internet and television services	69	\$0.00
Vigilon, Inc.*	Fairfax County	N	N	Software development; U.S. HQ	40	\$0.30
WebEx Communications Inc.	Fairfax County	N	N	Software; on-demand applications	50	\$0.00
Whitney, Bradley & Brown, Inc.	Fairfax County	N	E	Technical and management consulting	50	\$0.00
WiderThan Americas, Inc.*	Fairfax County	N	E	Integrated mobile entertainment solutions for wireless carriers	25	\$0.00
	<b>Fairfax County Total</b>			<b>86 announcements</b>	<b>6,681</b>	<b>\$56.99</b>
Dex*	Floyd County	M	N	Disassemble used trucks, recondition/distribute the parts	25	\$1.25
Sweetwater Market LLC	Floyd County	M	E	All-natural, certified organic foods	20	\$0.20
	<b>Floyd County Total</b>			<b>2 announcements</b>	<b>45</b>	<b>\$1.45</b>
McAirlaid's Vliesstoffe GmbH & Co. KG*	Franklin County	M	N	Air laid nonwoven fabrics manufacturing; U.S. HQ	160	\$85.00
MW Manufacturers Inc.	Franklin County	M	E	HQ, windows and doors	175	\$23.00
	<b>Franklin County Total</b>			<b>2 announcements</b>	<b>335</b>	<b>\$108.00</b>
84 Lumber Company	Frederick County	M	E	Manufacture dimension lumber	18	\$4.30
Alliance Material Handling, Inc.	Frederick County	N	E	Material handling equipment distribution	55	\$1.50
Ferguson Enterprises Inc. *	Frederick County	N	E	Warehouse/distribution of plumbing supplies	10	\$0.04
Fortessa Inc.	Frederick County	N	E	Distribution of tableware products	10	\$0.00
ProVenture Commercial Real Estate	Frederick County	N	N	Distribute retail products	18	\$12.00
Quebecor World*	Frederick County	M	E	Commercial printing	27	\$5.50
Trex Company Inc.	Frederick County	M	E	Wood/plastic composite lumber	140	\$18.00
	<b>Frederick County Total</b>			<b>7 announcements</b>	<b>278</b>	<b>\$41.34</b>
Free Lance-Star Publishing Co.	Fredericksburg	N	E	Newspaper publishing	20	\$50.00
	<b>Fredericksburg Total</b>			<b>1 announcement</b>	<b>20</b>	<b>\$50.00</b>
Bay Design Group	Gloucester County	N	E	Engineering, surveying, and land planning	12	\$1.00
Industrial Resource Technologies	Gloucester County	M	E	Rebuilt computer printer cartridges	10	\$6.00
	<b>Gloucester County Total</b>			<b>2 announcements</b>	<b>22</b>	<b>\$7.00</b>

Company Name	Location	MFG	Type	Business	New Jobs	Investment (millions)
Luck Stone Corporation	Goochland County	N	E	Corporate HQ; crushed stone, sand and gravel	0	\$25.00
<b>Goochland County Total</b>				<b>1 announcement</b>	<b>0</b>	<b>\$25.00</b>
Video Gaming Technologies Inc.	Greene County	N	E	Electronic bingo, poker and blackjack casino game developer	200	\$0.00
<b>Greene County Total</b>				<b>1 announcement</b>	<b>200</b>	<b>\$0.00</b>
Oran Safety Glass*	Greensville County	M	N	Manufacture bullet-proof glass	50	\$4.10
<b>Greensville County Total</b>				<b>1 announcement</b>	<b>50</b>	<b>\$4.10</b>
ABB Inc.*	Halifax County	M	E	Manufacture liquid-cooled transformers	127	\$25.30
Gloster Furniture, Inc.*	Halifax County	N	E	Import and distribute outdoor furniture	23	\$0.40
<b>Halifax County Total</b>				<b>2 announcements</b>	<b>150</b>	<b>\$25.70</b>
Alcoa Howmet Castings	Hampton	M	E	Cast metal parts for jet and turbine engines	40	\$0.00
Battelle Corp.	Hampton	N	E	R&D; government contractor	0	\$0.11
Eagle Aviation Technologies Inc.	Hampton	M	E	Design prototypes for unmanned helicopters; R&D	40	\$3.30
Electronic Systems, Inc.	Hampton	N	E	Customized technology solutions	0	\$2.39
FDA Registrar Corp.	Hampton	N	E	Registration/compliance assistance for companies in various industries	20	\$0.28
Health Thru Nutrition	Hampton	N	E	Distribution center; Internet retailer	0	\$0.50
Intelligent Decision Systems Inc.	Hampton	N	E	Modeling, simulation; computer-based education systems	20	\$0.00
National Institute of Aerospace	Hampton	N	E	Aerospace research	20	\$0.00
Pressure Systems Inc.	Hampton	M	E	Pressure measurement instruments	15	\$0.00
TeleTech Holdings Inc.	Hampton	N	E	Call center, customer management services	200	\$0.00
U.S. Air Force Command & Control & Intelligence, Surveillance & Reconnaissance Center	Hampton	N	E	Research, test tools and technologies used by the Air Force	520	\$23.10
Verizon Fiber Optics Center	Hampton	N	E	Fiber optic solutions technical customer service center	70	\$0.00
West Corp.	Hampton	N	E	Call center; inbound sales	140	\$0.00
<b>Hampton Total</b>				<b>13 announcements</b>	<b>1,085</b>	<b>\$29.68</b>
Analytics Corporation	Hanover County	N	E	Analysis of air, water, bulk materials, soil, & waste	35	\$6.00
CTI Consultants	Hanover County	N	E	Engineering consulting services	170	\$0.30
HyperV Technologies Corp.	Hanover County	N	N	Research & plasma jets for alternative energy use	20	\$0.72
Sanitec Industries	Hanover County	N	N	Biohazardous waste disposal services	12	\$0.00
Spec Ops, Inc.	Hanover County	N	E	Engineering/manufacturing for U.S. military	30	\$3.00
<b>Hanover County Total</b>				<b>5 announcements</b>	<b>267</b>	<b>\$10.02</b>
Graham Packaging Company, L.P.	Harrisonburg	M	E	Manufacture HDPE extrusion blow molded bottles	50	\$2.40
Kawneer Company, Inc.	Harrisonburg	N	E	Engineering services; special projects division	15	\$0.00
SI International, Inc.	Harrisonburg	N	E	Information technology and network solutions	150	\$0.00
Tenneco Inc., Walker Mfg.	Harrisonburg	M	E	Automotive exhaust systems	0	\$3.40
<b>Harrisonburg Total</b>				<b>4 announcements</b>	<b>215</b>	<b>\$5.80</b>
Allied International Credit Corp.*	Henrico County	N	N	U.S. HQ: debt collection/accounts receivable management programs	250	\$2.50
American Red Cross	Henrico County	N	N	East Coast disaster supply distribution center	30	\$6.00
Bank of America	Henrico County	N	E	Banking operations center	252	\$10.00

Company Name	Location	MFG	Type	Business	New Jobs	Investment (millions)
Bergman Group	Henrico County	N	E	Marketing consulting services	0	\$0.40
Biagi Brothers	Henrico County	N	N	Mexican beverage distributor	45	\$1.70
Cadmus Communications Corporation	Henrico County	M	E	Commercial printing	0	\$37.40
Capital One Financial Corp.	Henrico County	N	E	Financial services	0	\$5.28
Dynamex, Inc.	Henrico County	N	E	Same-day transportation and distribution services	5	\$0.80
Hunton & Williams	Henrico County	N	E	Business law	5	\$0.61
Isis, Inc.	Henrico County	N	E	Business technology solution provider	5	\$0.00
Jewett Automation	Henrico County	N	E	Engineering services; design/manufacture custom equipment	0	\$0.30
Kenco Group, Inc.	Henrico County	N	N	Logistics solutions provider	15	\$0.45
Konica Minolta Business Solutions U.S.A., Inc.*	Henrico County	N	N	District office; document management & workflow solutions products	10	\$0.30
LandAmerica Financial Group	Henrico County	N	E	HQ; title insurance	200	\$18.00
Lewis Creative Technologies	Henrico County	M	E	Commercial printing, variable information printing, mailing and fulfillment	40	\$0.65
Lewis-Goetz & Company, Inc.	Henrico County	N	E	Distribution of belting, hose, and sealing products	15	\$0.70
Metro Productions	Henrico County	N	E	Multimedia & production services; government contractor	10	\$1.60
Office Furniture Solutions	Henrico County	N	N	Distribution center, office furniture	20	\$0.75
PoshTots LLC	Henrico County	N	E	HQ; children's furnishings	40	\$0.80
Rheingold USA*	Henrico County	M	N	Manufacture wood staircase pieces	3	\$0.32
SENTEL Corp.	Henrico County	N	N	Engineering services; mission-critical support provider	10	\$0.28
Smith-Thompson, Inc.	Henrico County	N	E	Toy distribution center	30	\$2.90
Snyder Home Services Inc.	Henrico County	N	E	Distribution of bath, shower, and one-piece wall systems	15	\$0.40
Stephens and Co., LLC	Henrico County	M	E	Instant-light charcoal products (CharCones)	10	\$1.36
Thompson Siegal Walmsley*	Henrico County	N	E	Investment advising services; division HQ	40	\$2.70
Venture Investment Properties (VIP)	Henrico County	N	E	HQ; real estate investment services	100	\$1.00
Verizon Communications Inc.	Henrico County	N	E	Telecommunications	6	\$0.12
Win-Par Group, LLC	Henrico County	N	N	Real estate investment services	45	\$4.00
	<b>Henrico County Total</b>			<b>28 announcements</b>	<b>1,201</b>	<b>\$101.32</b>
Blue Ridge Aquaculture	Henry County	N	N	Research of shrimp production	0	\$2.40
Gildan Activewear, Inc.*	Henry County	N	N	Distribution center, apparel	160	\$6.60
GS Industries of Bassett, Inc.	Henry County	M	E	Plastic injection molded parts	30	\$0.75
	<b>Henry County Total</b>			<b>3 announcements</b>	<b>190</b>	<b>\$9.75</b>
Pepsi Bottling Group, Inc.	Isle of Wight County	N	E	Regional distribution center; soft drinks	0	\$0.35
	<b>Isle of Wight County Total</b>			<b>1 announcement</b>	<b>0</b>	<b>\$0.35</b>
AVID Medical Inc.	James City County	M	E	Custom procedure trays for the healthcare industry	303	\$7.90
Froehling & Robertson, Inc.	James City County	N	E	Engineering, environmental and construction testing services	10	\$0.00
Greystone, Inc.	James City County	M	E	Metal plating of components	40	\$0.40
Lawrenceville Brick	James City County	N	E	Warehousing/distribution; brick and masonry products	10	\$1.50
Titan Virginia Ready-Mix, LLC	James City County	M	E	Concrete, ready-mixed	10	\$3.00
	<b>James City County Total</b>			<b>5 announcements</b>	<b>373</b>	<b>\$12.80</b>

Company Name	Location	MFG	Type	Business	New Jobs	Investment (millions)
Mid-Atlantic Precast Company, L.L.C.	King George County	M	N	Architectural & structural concrete	100	\$6.00
<b>King George County Total</b>				<b>1 announcement</b>	<b>100</b>	<b>\$6.00</b>
Townsend Racing	King William County	N	E	Motorsports team and shop	7	\$0.50
U.S. Components, LLC	King William County	M	N	Manufacture wood roof, floor, and wall trusses	104	\$5.10
<b>King William County Total</b>				<b>2 announcements</b>	<b>111</b>	<b>\$5.60</b>
KCG Call Centers, LLC	Lee County	N	E	Customer service center for a major satellite radio firm	50	\$0.00
The Results Companies	Lee County	N	E	Technical assistance center	50	\$0.05
<b>Lee County Total</b>				<b>2 announcements</b>	<b>100</b>	<b>\$0.05</b>
Equinix	Loudoun County	N	E	Data center & Internet exchange services	50	\$55.00
Fortessa Inc.	Loudoun County	N	E	Distribution of tableware products; HQ	14	\$0.35
InDefense Investigations, Inc.	Loudoun County	N	E	Investigations & surveillance services	16	\$0.10
K2M, LLC	Loudoun County	M	E	Manufacture spinal medical devices	249	\$8.40
Lockheed Martin	Loudoun County	N	E	Flight service station hub; flight plan/weather conditions consulting	200	\$7.00
Superlative Technologies, Inc. (SuprTek)	Loudoun County	N	E	Corporate HQ; IT engineering services	0	\$5.20
VisPerNET, Inc.	Loudoun County	N	E	Applications, Internet, and Wireless Internet service provider	100	\$0.90
<b>Loudoun County Total</b>				<b>7 announcements</b>	<b>629</b>	<b>\$76.95</b>
Belvac Production Machinery	Lynchburg	M	E	High speed packaging equipment	22	\$4.00
C A Tooling, Inc.	Lynchburg	M	E	Plastic injection tooling, foundry patterns and core boxes	10	\$0.50
IMI Enterprises	Lynchburg	M	E	Design/manufacture/distribute nuclear metal components	30	\$2.50
Innerspec Technologies, Inc.	Lynchburg	M	E	Design/manufacture of ultrasonic measurement devices	20	\$0.20
Master Engineers and Designers, Inc.	Lynchburg	N	E	Engineering services	5	\$0.10
Prototype Advertising	Lynchburg	N	E	Advertising agency	25	\$1.80
R.R. Donnelley & Sons Co.	Lynchburg	M	E	Rotogravure printing and binding	38	\$29.30
RiversEdge Furniture Co. Inc.	Lynchburg	N	E	HQ; furniture design & distribution	0	\$3.50
RMJ Machine Technologies, Inc.	Lynchburg	M	E	Precision machining & component manufacturing	5	\$0.16
Tessy Plastics LLC	Lynchburg	M	E	Plastic injection molding	120	\$2.50
<b>Lynchburg Total</b>				<b>10 announcements</b>	<b>275</b>	<b>\$44.56</b>
Future-Visions	Manassas	N	E	Technology equipment support for semiconductor industry	17	\$0.16
Tosoh America, Inc.*	Manassas	M	N	Industrial and specialty chemicals	27	\$4.00
<b>Manassas Total</b>				<b>2 announcements</b>	<b>44</b>	<b>\$4.16</b>
LifePoint Hospitals, Inc.	Martinsville	N	E	Back-office operations; healthcare accounts receivables	20	\$0.00
Medical Data Systems, Inc.	Martinsville	N	N	Back-office operations; accounts receivables	80	\$0.40
Tier Technologies	Martinsville	N	N	Child support enforcement customer service call center	77	\$3.10
<b>Martinsville Total</b>				<b>3 announcements</b>	<b>177</b>	<b>\$3.50</b>
American Industrial Heat Transfer, Inc.	Mecklenburg County	M	N	Manufacture heat transfer products	85	\$11.00
Galaxy Plastic Industries, Inc.	Mecklenburg County	M	N	Acrylic sheets and plastic fabricator accessories	15	\$0.51
<b>Mecklenburg County Total</b>				<b>2 announcements</b>	<b>100</b>	<b>\$11.51</b>
Bluestone Industries, Inc.	Montgomery County	N	N	Corporate HQ; bituminous coal & lignite-surface mining	8	\$0.50

Company Name	Location	MFG	Type	Business	New Jobs	Investment (millions)
Federal-Mogul Corporation	Montgomery County	M	E	Manufacture antifriction engine and replacement bearings	71	\$12.73
Generic Systems, Inc.	Montgomery County	M	N	Design/manufacture/install robotic finishing/coating systems	15	\$2.00
Luna Innovations Inc.	Montgomery County	N	E	R&D; molecular technology & sensing solutions	20	\$1.00
MapTech, Inc.	Montgomery County	N	E	GIS software integration	0	\$0.50
Micron Technology, Inc.	Montgomery County	N	N	Semiconductor processing laboratory; microelectronic engineering	0	\$0.75
New River Pharmaceuticals Inc.	Montgomery County	N	E	Pharmaceutical research and development	10	\$1.60
NextGen Aeronautics	Montgomery County	N	N	Aerospace research and development	100	\$1.00
Tetra	Montgomery County	M	E	Aquarium supplies and fish food	76	\$1.00
<b>Montgomery County Total</b>				<b>9 announcements</b>	<b>300</b>	<b>\$21.08</b>
Alion Science & Technology	Newport News	N	E	Modeling and simulation: IT	50	\$0.00
C² Technologies, Inc.	Newport News	N	N	Interactive, Web-based instructional software for the Army	100	\$0.00
Icelandic USA, Inc.*	Newport News	M	E	Seafood processing; U.S. HQ	166	\$2.10
Icelandic USA, Inc.*	Newport News	M	E	Seafood processing; U.S. HQ	182	\$1.00
Printpack, Inc.	Newport News	M	E	Plastics products; thermoform containers	18	\$27.00
<b>Newport News Total</b>				<b>5 announcements</b>	<b>516</b>	<b>\$30.10</b>
American Biodiesel Corporation	Orange County	M	N	Manufacture diesel fuel from processed soybeans	5	\$2.00
Diversified Information Technologies	Orange County	N	N	Business process & records management services	200	\$10.16
<b>Orange County Total</b>				<b>2 announcements</b>	<b>205</b>	<b>\$12.16</b>
EMCO Enterprises, Inc.	Page County	M	E	Manufacture wood windows and patio doors	0	\$1.50
<b>Page County Total</b>				<b>1 announcement</b>	<b>0</b>	<b>\$1.50</b>
The Results Companies	Patrick County	N	E	Customer service center; life and health insurance	65	\$1.20
The Results Companies	Patrick County	N	E	Customer service center; life and health insurance	60	\$0.00
The Results Companies	Patrick County	N	E	Customer service center; life and health insurance	50	\$0.00
<b>Patrick County Total</b>				<b>3 announcements</b>	<b>175</b>	<b>\$1.20</b>
Brenco, Inc.	Petersburg	M	E	Tapered roller bearings	50	\$5.80
<b>Petersburg Total</b>				<b>1 announcement</b>	<b>50</b>	<b>\$5.80</b>
Amthor International Inc.	Pittsylvania County	M	E	Truck bodies	100	\$0.35
Intertape Polymer Group Inc.*	Pittsylvania County	M	E	Adhesive tapes, stretch & shrink film manufacturing	10	\$7.10
Precision Electronic Services, Inc.	Pittsylvania County	N	E	Repair AC & DC drives & industrial electronic controls	15	\$0.50
Swedwood North America*	Pittsylvania County	M	N	Manufacture wood furniture for IKEA	740	\$281.10
<b>Pittsylvania County Total</b>				<b>4 announcements</b>	<b>865</b>	<b>\$289.05</b>
Capital Industrial Supply, Inc.	Portsmouth	N	E	Distribution and supplier of industrial equipment	0	\$0.30
Chesapeake Bay Cabinet Co.	Portsmouth	M	N	Kitchen and bath cabinets	30	\$1.50
Claymore Sieck Wholesale Florist	Portsmouth	N	N	Nationwide distribution of flowers, supplies & plants	45	\$0.80
GTI Systems, Inc.	Portsmouth	N	E	Integrated technologies provider; government contractor	0	\$0.30
Massimo Zanetti Beverage USA*	Portsmouth	N	E	Distribute coffee and tea products; US HQ	160	\$3.20
Superior Marble and Stone, Inc.	Portsmouth	M	E	Natural marble fabrication facility	0	\$0.50
Synergy Flow Systems	Portsmouth	M	N	Machine and fabrication shop; submarine fittings	2	\$0.10

Company Name	Location	MFG	Type	Business	New Jobs	Investment (millions)
Tidewater Coffee	Portsmouth	N	E	Coffee distribution	0	\$0.41
<b>Portsmouth Total</b>				<b>8 announcements</b>	<b>237</b>	<b>\$7.11</b>
Ferguson Enterprises Inc. *	Prince Edward County	N	N	Warehouse/distribution of plumbing supplies	6	\$0.50
<b>Prince Edward County Total</b>				<b>1 announcement</b>	<b>6</b>	<b>\$0.50</b>
Carolina Container	Prince George County	M	N	Manufacture corrugated container boxes	38	\$0.00
<b>Prince George County Total</b>				<b>1 announcement</b>	<b>38</b>	<b>\$0.00</b>
ABC Supply Company	Prince William County	N	E	Distribution of roofing and siding materials, tools, and supplies	0	\$3.00
Automotive Resources, Inc.	Prince William County	M	E	Manufacture & distribute the ARI-HETRA heavy duty mobile lifting system	19	\$6.00
Chocolaterie Wanders	Prince William County	M	N	Chocolate manufacturing; production facility	2	\$0.20
Christopher Consultants, Ltd.	Prince William County	N	E	Civil engineering, land surveying/planning, landscape architecture	55	\$1.09
COmputing TechnologieS, Inc.	Prince William County	N	E	Regional office, federal government services contractor	10	\$0.72
Creating Results, LLC	Prince William County	N	E	Strategic marketing, PR, and advertising services	16	\$1.10
Engineering Consulting Services	Prince William County	N	E	Geotechnical engineering services	40	\$0.48
EnviroSolutions, Inc.	Prince William County	N	E	Corporate HQ; waste management & recycling services	0	\$1.30
Genesys Conferencing*	Prince William County	N	E	Call center, global multimedia conferencing	30	\$2.00
GS Engineering	Prince William County	N	E	Engineering services	5	\$0.45
GSA	Prince William County	N	E	Acquisition services; solutions provider to federal agencies	60	\$6.75
Log.Sec Corporation	Prince William County	N	E	HQ; Logistics engineering & IT services	22	\$1.40
McLane Food Service	Prince William County	N	E	Distribution center; food products	68	\$30.00
NCS Technologies	Prince William County	M	E	Manufacture turn-key computer systems	65	\$9.00
Not Publicly Announced	Prince William County	N	E	Defense systems engineering	35	\$1.03
Not Publicly Announced	Prince William County	N	E	Military goods distribution	95	\$16.00
Not Publicly Announced	Prince William County	N	E	Defense systems engineering	15	\$2.00
Not Publicly Announced	Prince William County	N	E	Defense systems engineering	0	\$2.00
Not publicly announced	Prince William County	N	E	Defense systems engineering	4	\$1.00
Potomac Disposal Services of VA, LLC	Prince William County	N	E	Disposal services operations center	0	\$6.00
ProChain Solutions, Inc.	Prince William County	N	E	Business management consulting	2	\$0.75
SAIC	Prince William County	N	E	IT consulting, research & engineering, defense contractor	15	\$0.50
SAIC	Prince William County	N	E	IT consulting, research & engineering, defense contractor	58	\$1.24
Singer Associates	Prince William County	N	E	Corporate HQ; emergency vehicles, equipment	20	\$11.70
Trinity Telecom	Prince William County	N	N	Telecommunications engineering, furnish and installation services	8	\$0.10
U.S. Foodservice	Prince William County	N	E	Distribution center, food service	60	\$7.50
United States Postal Service	Prince William County	N	E	Regional hub/distribution center	0	\$2.00
<b>Prince William County Total</b>				<b>27 announcements</b>	<b>704</b>	<b>\$115.31</b>
Fontaine Modification	Pulaski County	M	E	Truck assembly	83	\$2.25
James Hardie*	Pulaski County	M	E	Manufacture fiber-cement siding	25	\$12.50
<b>Pulaski County Total</b>				<b>2 announcements</b>	<b>108</b>	<b>\$14.75</b>

Company Name	Location	MFG	Type	Business	New Jobs	Investment (millions)
Intermet Corp.	Radford	M	E	Cast-metal automotive components	175	\$14.30
	<b>Radford Total</b>			<b>1 announcement</b>	<b>175</b>	<b>\$14.30</b>
Bryce D. Jewett Machine Manufacturing	Richmond	M	E	Machine shop	15	\$0.50
CapTech Ventures, Inc.	Richmond	N	E	Manage, design and build information systems	72	\$0.11
DairyPak	Richmond	M	E	Flexographic gable top cartons for liquid & dry packaging	60	\$2.50
MeadWestvaco Corporation	Richmond	N	N	Corporate HQ; packaging solutions & products	400	\$25.00
MeadWestvaco Corporation	Richmond	N	N	Corporate HQ; packaging solutions & products	0	\$55.00
Plastex Fabricators Inc.	Richmond	M	E	Manufacture plastic & painted signs; plastic fabricating	40	\$0.46
Seaboard Bag Corp.	Richmond	M	E	Manufacture multi-wall paper sacks	20	\$0.10
United Network for Organ Sharing	Richmond	N	E	HQ; organ donation coordination	25	\$0.00
W. M. Jordan	Richmond	N	E	Back office operations for construction management	15	\$2.50
	<b>Richmond Total</b>			<b>9 announcements</b>	<b>647</b>	<b>\$86.17</b>
Atlantic Credit and Finance Inc.	Roanoke City	N	E	HQ; credit collection services	93	\$1.70
Carilion Biomedical Institute	Roanoke City	N	E	Biotechnology research	0	\$8.00
Conwed Plastics, Inc.	Roanoke City	M	E	Manufacture diamond mesh	24	\$3.50
FreightCar America, Inc.	Roanoke City	M	E	Manufacture railroad freight cars	0	\$6.00
FreightCar America, Inc.	Roanoke City	M	E	Manufacture railroad freight cars	100	\$0.00
Vista Corporation of Virginia	Roanoke City	M	E	Rebuild locomotive components	35	\$1.50
	<b>Roanoke City Total</b>			<b>6 announcements</b>	<b>252</b>	<b>\$20.70</b>
Mennel Milling Company	Roanoke County	M	E	Flour mill & distribution	3	\$30.80
R.R. Donnelley & Sons Co.	Roanoke County	M	E	Book printing	83	\$38.38
Synchrony, Inc.	Roanoke County	M	E	HQ; development and production of magnetic bearings	11	\$0.00
Wachovia	Roanoke County	N	E	Customer service center; credit card, mortgage & lending services	150	\$0.00
	<b>Roanoke County Total</b>			<b>4 announcements</b>	<b>247</b>	<b>\$69.18</b>
Lees Commercial Carpet	Rockbridge County	M	E	Manufacture & market modular & broadwoven carpet	25	\$26.60
	<b>Rockbridge County Total</b>			<b>1 announcement</b>	<b>25</b>	<b>\$26.60</b>
Coors Brewing Company	Rockingham County	M	E	Beer brewery	8	\$24.00
Merck & Co., Inc.	Rockingham County	M	E	Pharmaceuticals; manufacture vaccines	0	\$57.20
R.R. Donnelley & Sons Co.	Rockingham County	M	E	Book printing and binding	18	\$17.55
SRI International	Rockingham County	N	N	Center for Advanced Drug Research	100	\$12.53
Virginia Poultry Growers Cooperative, Inc.	Rockingham County	N	E	Grain storage and distribution facility	5	\$9.50
White Wave Foods Company	Rockingham County	M	E	Manufacture and distribution of dairy products	30	\$12.00
	<b>Rockingham County Total</b>			<b>6 announcements</b>	<b>161</b>	<b>\$132.78</b>
Cingular Wireless	Russell County	N	E	Customer service center; cellular phone company	135	\$0.00
Clinch Mountain Finishing & Logistics	Russell County	M	E	Manufacture pre-finished hardwood floors	220	\$6.00
	<b>Russell County Total</b>			<b>2 announcements</b>	<b>355</b>	<b>\$6.00</b>
Pitzer Transfer & Storage Corp.	Salem	N	E	Transfer freight railcars	5	\$2.79

Company Name	Location	MFG	Type	Business	New Jobs	Investment (millions)
QualiChem, Inc.	Salem	M	N	Water treatment, metalworking & specialty chemical products	9	\$1.00
		<b>Salem Total</b>		<b>2 announcements</b>	<b>14</b>	<b>\$3.79</b>
Holston Medical Group	Scott County	N	N	Medical records data center	40	\$3.00
Tempur Production USA Inc.	Scott County	M	E	Foam mattresses and pillows	20	\$3.50
The Results Companies	Scott County	N	E	Customer service center; life and health insurance	75	\$0.25
		<b>Scott County Total</b>		<b>3 announcements</b>	<b>135</b>	<b>\$6.75</b>
Bowman Apple Products Inc.	Shenandoah County	M	E	Gatorade® bottler	30	\$0.00
Merillat Industries, Inc.	Shenandoah County	M	E	Wood cabinets	150	\$16.00
Route 11 Potato Chips	Shenandoah County	M	E	Potato chips	15	\$3.50
		<b>Shenandoah County Total</b>		<b>3 announcements</b>	<b>195</b>	<b>\$19.50</b>
Coffman Stairs, LLC	Smyth County	M	E	Manufacture stairs and columns	50	\$1.40
Reline America	Smyth County	M	N	HQ; pipe liners made of resin-impregnated material	25	\$4.91
U.S. Solutions Group, Inc.	Smyth County	N	E	Customer service call center	90	\$1.30
Virginia Cobia Farms LLC	Smyth County	N	N	Aquaculture technology and research	60	\$31.33
		<b>Smyth County Total</b>		<b>4 announcements</b>	<b>225</b>	<b>\$38.94</b>
FERIDIES	Southampton County	M	E	Virginia peanuts	25	\$3.20
Southampton Terminal, LLC	Southampton County	N	N	Warehouse/distribution/sorting of imported goods	300	\$3.40
		<b>Southampton County Total</b>		<b>2 announcements</b>	<b>325</b>	<b>\$6.60</b>
Free State Steel, Inc.	Spotsylvania County	M	N	Rebar & structural steel fabricating	40	\$2.00
Mid-Atlantic Foam	Spotsylvania County	M	E	Manufacture polystyrene foam	25	\$3.30
		<b>Spotsylvania County Total</b>		<b>2 announcements</b>	<b>65</b>	<b>\$5.30</b>
84 Lumber Company	Stafford County	M	E	Manufacture dimension lumber	18	\$5.50
GEICO Corp.	Stafford County	N	E	Insurance; regional office	790	\$0.00
Hawkins Glass Wholesalers, LLC	Stafford County	M	E	Flat glass and glass products; HQ	0	\$1.50
		<b>Stafford County Total</b>		<b>3 announcements</b>	<b>808</b>	<b>\$7.00</b>
Pell Paper Co.	Staunton	M	E	Manufacture packaging products; commercial printing	10	\$0.00
		<b>Staunton Total</b>		<b>1 announcement</b>	<b>10</b>	<b>\$0.00</b>
Applied Technology Systems	Suffolk	N	N	Logistics and operations management	6	\$0.15
Centex Homes	Suffolk	N	E	Regional office; home builder	45	\$1.60
Echostorm Worldwide, LLC	Suffolk	N	E	Media distribution technologies	100	\$4.00
Fibrex Group Inc.	Suffolk	M	E	Manufacture containers using recycled materials	0	\$0.10
FLEXA Furniture Inc. USA *	Suffolk	M	E	U.S. HQ; manufacture & distribution of children's furniture	30	\$6.00
MITRE Group	Suffolk	N	E	Computer modeling and simulation services	0	\$1.00
Pugh Lubricants	Suffolk	N	N	Warehouse/distribution of petroleum products	20	\$2.50
Raytheon Company	Suffolk	N	E	Computer modeling and simulation services	15	\$2.50
Schwan's Home Service, Inc.	Suffolk	N	E	Frozen food packaging & distribution	9	\$0.20
Sherwood Lumber	Suffolk	N	N	Distribution of lumber and panel products	12	\$0.27
TKC Technology Solutions, LLC.	Suffolk	N	N	IT solutions and program management services	23	\$0.30

Company Name	Location	MFG	Type	Business	New Jobs	Investment (millions)
USJFCOM- Joint Technology Exploration Center	Suffolk	N	E	Computer modeling & simulation; R&D	200	\$9.00
Virginia Modeling, Analysis & Simulation Center	Suffolk	N	E	Computer modeling and simulation	40	\$12.00
	<b>Suffolk Total</b>			<b>13 announcements</b>	<b>500</b>	<b>\$39.62</b>
Jennmar Corporation of Virginia, Inc.	Tazewell County	M	N	Corrugated metal products, steel-related roof control products	70	\$6.00
	<b>Tazewell County Total</b>			<b>1 announcement</b>	<b>70</b>	<b>\$6.00</b>
AETNA Insulated Wire Co.	Virginia Beach	M	E	Insulated wire	3	\$0.28
Altrius Technologies	Virginia Beach	N	E	IT services administration and network management	5	\$0.18
Buzz Crown Enterprises	Virginia Beach	N	E	Distribution center, food service; corporate HQ	2	\$0.35
Electronic Systems, Inc.	Virginia Beach	N	E	Customized technology solutions	25	\$2.00
Ferguson Enterprises, Inc.*	Virginia Beach	N	E	Warehouse/distribution of plumbing supplies	10	\$0.50
Framing Success	Virginia Beach	N	E	Distribution of custom-made frames	5	\$0.00
G.E.T. Solutions Inc.	Virginia Beach	N	E	Geotechnical engineering consultation	7	\$0.20
Global Support Software Corporation	Virginia Beach	N	E	Custom software development	23	\$0.50
Hapag-Lloyd*	Virginia Beach	N	E	Containerized shipping & distribution	42	\$0.85
Integrated Logistics 2000	Virginia Beach	N	E	HQ; customized logistical solutions	0	\$0.13
IntraNexus Inc.	Virginia Beach	N	E	Healthcare information system solutions	4	\$0.13
LeClair Ryan	Virginia Beach	N	E	Business law	17	\$0.25
Lillian Vernon Corp.	Virginia Beach	N	N	HQ; catalog & online retailer	49	\$1.24
McKim & Creed	Virginia Beach	N	E	Engineering and management services	5	\$0.20
Medic888 LLC	Virginia Beach	N	N	Distribution of medical supplies	10	\$0.40
Mirrus Systems	Virginia Beach	N	N	Management services to the healthcare industry	14	\$0.20
MSA, P.C.	Virginia Beach	N	E	Engineering and management services	12	\$2.85
PEMCCO, Inc.	Virginia Beach	N	E	IT, engineering, management support, systems installation services	24	\$0.10
Raytheon Company	Virginia Beach	N	E	Software development & engineering	5	\$0.25
Rock Bottom Golf	Virginia Beach	N	E	HQ; golf products distribution	15	\$0.45
RP55, Inc.	Virginia Beach	M	E	Manufacture men's & boys' clothing; sportswear	5	\$1.50
Skanska*	Virginia Beach	N	E	Civil engineering services	20	\$2.00
Source One Mobility	Virginia Beach	N	E	Distributor and supplier of medical/hospital products	2	\$0.15
Stroud, Pence & Associates, Ltd.	Virginia Beach	N	E	Engineering and management services	6	\$0.18
Tesoro Corporation	Virginia Beach	N	E	HQ; construction, project management, environmental services	10	\$0.18
	<b>Virginia Beach Total</b>			<b>25 announcements</b>	<b>320</b>	<b>\$15.04</b>
InteliTarget, Inc.	Winchester	N	N	Information technology consultants	40	\$0.00
O'Sullivan Films Inc.*	Winchester	M	E	Vinyl, polymer, alloy sheets and films	50	\$1.20
	<b>Winchester Total</b>			<b>2 announcements</b>	<b>90</b>	<b>\$1.20</b>
Carroll Engineering Group, Inc.	Wise County	N	N	Back office & customer service operations; mining equipment	8	\$0.15
Sykes Enterprises	Wise County	N	E	Customer technical support call center	50	\$0.00
Visador Co., LLC	Wise County	M	E	Manufacture vinyl windows	100	\$1.10
	<b>Wise County Total</b>			<b>3 announcements</b>	<b>158</b>	<b>\$1.25</b>

Company Name	Location	MFG	Type	Business	New Jobs	Investment (millions)
Amcor PET Packaging*	Wythe County	M	N	Manufacture plastic bottles	144	\$105.00
Camrett Logistics	Wythe County	N	E	Logistics services, warehouse & distribution center	43	\$0.10
Coalfield Services, Inc.	Wythe County	M	E	Manufacture, install & service mining equipment	25	\$2.00
Coperion Corporation*	Wythe County	M	E	Segmented screw elements for extruders	18	\$4.00
Klöckner Pentaplast of America Inc. *	Wythe County	M	E	Rigid plastic films	17	\$3.00
Mid-Atlantic Manufacturing & Hydraulics, Inc.	Wythe County	M	E	Machining for the fluid power, mining, and construction industries	0	\$1.00
Mid-Atlantic Manufacturing & Hydraulics, Inc.	Wythe County	M	E	Machining for the fluid power, mining, and construction industries	50	\$6.00
Musser Lumber Sales Inc.	Wythe County	M	E	HQ, dimension lumber, molding and flooring	34	\$0.50
PepsiCo., Inc.	Wythe County	M	E	Manufacture beverages; Gatorade®	40	\$0.00
	<b>Wythe County Total</b>			<b>9 announcements</b>	<b>371</b>	<b>\$121.60</b>
Philip Morris USA	York County	M	N	Manufacture smokeless tobacco products	180	\$97.00
Ryson International Inc.	York County	M	E	Manufacture material handling equipment	25	\$2.30
	<b>York County Total</b>			<b>2 announcements</b>	<b>205</b>	<b>\$99.30</b>
<b>Not Publicly Announced</b>	<b>Confidential Total</b>			<b>7 announcements</b>	<b>39</b>	<b>\$10.35</b>
	<b>Grand Total</b>			<b>466 announcements</b>	<b>25,337</b>	<b>\$2,165.33</b>

\*Indicates foreign affiliation

Type: New or Expansion

Mfg: Manufacturing or Nonmanufacturing

All announcements are subject to revision

2006

Virginia Employment and Capital Investment Summary

	Employment (No. of jobs)	% of Total	Capital Investment (millions)	% of Total	Number of Announcements	% of Total
<b>Manufacturing</b>						
New Announcements	2,450	9.7%	\$682.08	31.5%	30	6.5%
Expansion Announcements	5,617	22.1%	\$758.40	35.0%	132	28.3%
<i>Totals</i>	<i>8,067</i>	<i>31.8%</i>	<i>\$1,440.48</i>	<i>66.5%</i>	<i>162</i>	<i>34.8%</i>
<b>Nonmanufacturing</b>						
New Announcements	3,971	15.7%	\$208.69	9.7%	65	13.9%
Expansion Announcements	13,299	52.5%	\$516.16	23.8%	239	51.3%
<i>Totals</i>	<i>17,270</i>	<i>68.2%</i>	<i>\$724.85</i>	<i>33.5%</i>	<i>304</i>	<i>65.2%</i>
<b>Virginia Totals</b>	<b>25,337</b>	<b>100.0%</b>	<b>\$2,165.33</b>	<b>100.0%</b>	<b>466</b>	<b>100.0%</b>
<b>New</b>						
Manufacturing Announcements	2,450	9.6%	\$682.08	31.5%	30	6.4%
Nonmanufacturing Announcements	3,971	15.7%	\$208.69	9.6%	65	14.0%
<i>Totals</i>	<i>6,421</i>	<i>25.3%</i>	<i>\$890.78</i>	<i>41.1%</i>	<i>95</i>	<i>20.4%</i>
<b>Expansion</b>						
Manufacturing Announcements	5,617	22.2%	\$758.40	35.0%	132	28.3%
Nonmanufacturing Announcements	13,299	52.5%	\$516.16	24.0%	239	51.3%
<i>Totals</i>	<i>18,916</i>	<i>74.7%</i>	<i>\$1,274.55</i>	<i>58.9%</i>	<i>371</i>	<i>79.6%</i>
<b>Virginia Totals</b>	<b>25,337</b>	<b>100.0%</b>	<b>\$2,165.33</b>	<b>100.0%</b>	<b>466</b>	<b>100.0%</b>

Table 1

1996 - 2006

Virginia Employment and Capital Investment Announcements

Year	Total			New			Expansions		
	Number of Jobs	Investment (millions)	Number of Announcements	Number of Jobs	Investment (millions)	Number of Announcements	Number of Jobs	Investment (millions)	Number of Announcements
Mfg.	10,388	\$3,101.64	144	6,604	\$2,196.83	43	3,784	\$904.81	101
Non.	13,318	\$428.37	57	6,293	\$163.87	31	7,025	\$264.50	26
<b>1996</b>	<b>23,706</b>	<b>\$3,530.01</b>	<b>201</b>	<b>12,897</b>	<b>\$2,360.70</b>	<b>74</b>	<b>10,809</b>	<b>\$1,169.31</b>	<b>127</b>
Mfg.	10,068	\$1,928.60	214	4,287	\$643.75	68	5,781	\$1,284.85	146
Non.	16,839	\$656.96	122	7,987	\$286.97	61	8,852	\$369.99	61
<b>1997</b>	<b>26,907</b>	<b>\$2,585.56</b>	<b>336</b>	<b>12,274</b>	<b>\$930.72</b>	<b>129</b>	<b>14,633</b>	<b>\$1,654.84</b>	<b>207</b>
Mfg.	9,864	\$860.82	178	3,322	\$243.27	58	6,542	\$617.55	120
Non.	36,325	\$1,357.27	259	12,034	\$521.14	106	24,291	\$836.13	153
<b>1998</b>	<b>46,189</b>	<b>\$2,218.09</b>	<b>437</b>	<b>15,356</b>	<b>\$764.41</b>	<b>164</b>	<b>30,833</b>	<b>\$1,453.68</b>	<b>273</b>
Mfg.	11,849	\$1,331.27	198	4,100	\$466.88	69	7,749	\$864.39	129
Non.	32,614	\$2,002.97	231	10,840	\$1,232.29	99	21,774	\$770.68	132
<b>1999</b>	<b>44,463</b>	<b>\$3,334.24</b>	<b>429</b>	<b>14,940</b>	<b>\$1,699.17</b>	<b>168</b>	<b>29,523</b>	<b>\$1,635.07</b>	<b>261</b>
Mfg.	7,340	\$1,198.27	153	2,409	\$212.45	37	4,931	\$985.82	116
Non.	36,992	\$3,279.70	291	9,427	\$869.61	96	27,565	\$2,410.09	195
<b>2000</b>	<b>44,332</b>	<b>\$4,477.97</b>	<b>444</b>	<b>11,836</b>	<b>\$1,082.06</b>	<b>133</b>	<b>32,496</b>	<b>\$3,395.91</b>	<b>311</b>
Mfg.	6,478	\$1,395.00	155	1,473	\$59.06	27	5,005	\$1,335.94	128
Non.	27,366	\$1,589.20	263	4,531	\$275.80	66	22,835	\$1,313.40	197
<b>2001</b>	<b>33,844</b>	<b>\$2,984.20</b>	<b>418</b>	<b>6,004</b>	<b>\$334.86</b>	<b>93</b>	<b>27,840</b>	<b>\$2,649.34</b>	<b>325</b>
Mfg.	7,749	\$1,048.98	141	2,631	\$262.38	38	5,118	\$786.60	103
Non.	16,441	\$975.24	187	5,138	\$663.01	62	11,303	\$312.23	125
<b>2002</b>	<b>24,190</b>	<b>\$2,024.22</b>	<b>328</b>	<b>7,769</b>	<b>\$925.39</b>	<b>100</b>	<b>16,421</b>	<b>\$1,098.83</b>	<b>228</b>
Mfg.	7,427	\$1,604.19	145	2,251	\$183.83	33	5,176	\$1,420.36	112
Non.	20,725	\$2,381.00	229	5,883	\$1,340.59	57	14,842	\$1,040.41	172
<b>2003</b>	<b>28,152</b>	<b>\$3,985.19</b>	<b>374</b>	<b>8,134</b>	<b>\$1,524.42</b>	<b>90</b>	<b>20,018</b>	<b>\$2,460.77</b>	<b>284</b>
Mfg.	9,613	\$1,861.61	159	2,380	\$130.41	29	7,233	\$1,731.20	130
Non.	35,519	\$1,584.43	288	6,588	\$750.93	51	28,931	\$833.50	237
<b>2004</b>	<b>45,132</b>	<b>\$3,446.04</b>	<b>447</b>	<b>8,968</b>	<b>\$881.34</b>	<b>80</b>	<b>36,164</b>	<b>\$2,564.70</b>	<b>367</b>
Mfg.	12,168	\$2,881.25	192	3,199	\$397.57	33	8,969	\$2,483.68	159
Non.	19,853	\$1,274.85	282	6,056	\$610.36	56	13,797	\$664.49	226
<b>2005</b>	<b>32,021</b>	<b>\$4,156.10</b>	<b>474</b>	<b>9,255</b>	<b>\$1,007.93</b>	<b>89</b>	<b>22,766</b>	<b>\$3,148.17</b>	<b>385</b>
Mfg.	8,067	\$1,440.48	162	2,450	\$682.08	30	5,617	\$758.40	132
Non.	17,270	\$724.85	304	3,971	\$208.69	65	13,299	\$516.16	239
<b>2006</b>	<b>25,337</b>	<b>\$2,165.33</b>	<b>466</b>	<b>6,421</b>	<b>\$890.78</b>	<b>95</b>	<b>18,916</b>	<b>\$1,274.55</b>	<b>371</b>
<b>Totals</b>	<b>374,273</b>	<b>\$34,906.94</b>	<b>4,354</b>	<b>113,854</b>	<b>\$12,401.78</b>	<b>1,215</b>	<b>260,419</b>	<b>\$22,505.17</b>	<b>3,139</b>

Table 2

2006

## Virginia NAICS Code Summary - Manufacturing

NAICS Description	<i>Total</i>			<i>New</i>			<i>Expansions</i>		
	Number of Jobs	Investment (millions)	Number of Announcements	Number of Jobs	Investment (millions)	Number of Announcements	Number of Jobs	Investment (millions)	Number of Announcements
311 Food Products	478	\$67.00	10	2	\$0.20	1	476	\$66.80	9
312 Beverages & Tobacco Products	258	\$121.00	4	180	\$97.00	1	78	\$24.00	3
313 Textile Mills	160	\$85.00	1	160	\$85.00	1	0	\$0.00	0
314 Textile Mill Products	70	\$28.90	2	0	\$0.00	0	70	\$28.90	2
315 Apparel	5	\$1.50	1	0	\$0.00	0	5	\$1.50	1
321 Lumber & Wood Products	838	\$80.47	14	127	\$6.02	3	711	\$74.45	11
322 Paper Products	271	\$16.60	9	44	\$1.00	2	227	\$15.60	7
323 Printing	206	\$139.78	8	0	\$0.00	0	206	\$139.78	8
324 Petroleum and Coal Products	5	\$2.00	1	5	\$2.00	1	0	\$0.00	0
325 Chemicals	231	\$103.47	9	61	\$9.91	3	170	\$93.56	6
326 Plastics & Rubber Products	878	\$178.02	16	404	\$132.51	4	474	\$45.51	12
327 Stone, Clay, Glass	256	\$16.85	7	150	\$10.10	2	106	\$6.75	5
331 Primary Metal Industries	355	\$71.70	5	55	\$24.40	1	300	\$47.30	4
332 Fabricated Metal Products	985	\$63.24	24	392	\$28.10	6	594	\$35.14	19
333 Machinery	564	\$58.78	16	15	\$2.00	1	549	\$56.78	15
334 Computers & Electronics	123	\$1.20	5	0	\$0.00	0	123	\$1.20	5
335 Electrical Equipment	260	\$36.88	4	0	\$0.00	0	260	\$36.88	4
336 Transportation Equipment	552	\$42.75	15	85	\$1.25	2	467	\$41.50	13
337 Furniture & Fixtures	1,010	\$308.85	7	770	\$282.60	2	240	\$26.25	5
339 Miscellaneous Manufacturing	561	\$16.50	3	0	\$0.00	0	561	\$16.50	3
<b>Manufacturing Totals</b>	<b>8,066</b>	<b>\$1,440.48</b>	<b>161</b>	<b>2,450</b>	<b>\$682.08</b>	<b>30</b>	<b>5,617</b>	<b>\$758.40</b>	<b>132</b>
<b>Nonmanufacturing Totals</b>	<b>17,271</b>	<b>\$724.85</b>	<b>305</b>	<b>3,971</b>	<b>\$208.69</b>	<b>65</b>	<b>13,299</b>	<b>\$516.16</b>	<b>239</b>
<b>Virginia Totals</b>	<b>25,337</b>	<b>\$2,165.33</b>	<b>466</b>	<b>6,421</b>	<b>\$890.78</b>	<b>95</b>	<b>18,916</b>	<b>\$1,274.55</b>	<b>371</b>

Table 3

2006

## Virginia NAICS Code Summary - Nonmanufacturing

NAICS Description	<i>Total</i>			<i>New</i>			<i>Expansions</i>		
	Number of Jobs	Investment (millions)	Number of Announcements	Number of Jobs	Investment (millions)	Number of Announcements	Number of Jobs	Investment (millions)	Number of Announcements
423 Distribution - Durables	248	\$16.81	19	38	\$1.52	3	210	\$15.29	16
424 Distribution - Nondurables	930	\$117.84	22	318	\$21.30	7	612	\$96.54	15
454 Nonstore Retailers	30	\$0.50	2	0	\$0.00	0	30	\$0.50	2
482 Rail Transportation	5	\$2.79	1	0	\$0.00	0	5	\$2.79	1
483 Water Transportation	42	\$0.85	1	0	\$0.00	0	42	\$0.85	1
484 Truck Transportation	15	\$1.10	3	0	\$0.00	0	15	\$1.10	3
491 U.S. Postal Service	0	\$2.00	1	0	\$0.00	0	0	\$2.00	1
493 Warehousing & Storage	403	\$16.95	8	351	\$16.05	5	52	\$0.90	3
511 Publishing (except Internet)	20	\$50.00	1	0	\$0.00	0	20	\$50.00	1
512 Media Production Studio	35	\$3.60	2	0	\$0.00	0	35	\$3.60	2
517 Telecommunications	75	\$0.23	3	0	\$0.00	0	75	\$0.23	3
518 Internet & Related Services	573	\$59.20	8	40	\$3.00	1	533	\$56.20	7
522 Banking & Credit	297	\$19.28	3	45	\$4.00	1	252	\$15.28	2
523 Investment Advising	40	\$2.70	1	0	\$0.00	0	40	\$2.70	1
524 Insurance Carriers	815	\$0.30	2	25	\$0.30	1	790	\$0.00	1
541 Technical Services	8,592	\$234.86	161	1,133	\$63.13	29	7,459	\$171.73	132
551 Headquarters/Division Offices	2,020	\$163.32	27	1,080	\$90.54	11	942	\$72.78	17
561 Administrative Services	2,446	\$18.02	26	577	\$3.10	2	1,869	\$14.92	24
562 Waste Management Services	12	\$0.00	1	12	\$0.00	1	0	\$0.00	0
711 Motorsports-Related	7	\$0.50	1	0	\$0.00	0	7	\$0.50	1
811 Maintenance & repair	285	\$1.25	2	0	\$0.00	0	285	\$1.25	2
813 Professional Associations	342	\$2.40	3	320	\$1.00	1	22	\$1.40	2
Confidential	39	\$10.35	7	32	\$4.75	3	4	\$5.60	2
<b>Nonmanufacturing Totals</b>	<b>17,271</b>	<b>\$724.85</b>	<b>305</b>	<b>3,971</b>	<b>\$208.69</b>	<b>65</b>	<b>13,299</b>	<b>\$516.16</b>	<b>239</b>
<b>Manufacturing Totals</b>	<b>8,066</b>	<b>\$1,440.48</b>	<b>161</b>	<b>2,450</b>	<b>\$682.08</b>	<b>30</b>	<b>5,617</b>	<b>\$758.40</b>	<b>132</b>
<b>Virginia Totals</b>	<b>25,337</b>	<b>\$2,165.33</b>	<b>466</b>	<b>6,421</b>	<b>\$890.78</b>	<b>95</b>	<b>18,916</b>	<b>\$1,274.55</b>	<b>371</b>

Table 4

2006

Virginia Regional Summary

Region	Employment	% of Total	Investment (millions)	% of Total	Announcements	% of Total
Central Virginia	2,973	11.7%	\$291.47	13.5%	61	13.1%
New	1,178		\$115.48		18	
Expansion	1,795		\$175.99		43	
Hampton Roads	3,975	15.7%	\$322.47	14.9%	109	23.4%
New	845		\$113.40		19	
Expansion	3,130		\$209.07		90	
Northern Virginia	10,397	41.0%	\$350.24	16.2%	148	31.8%
New	1,711		\$20.33		21	
Expansion	8,686		\$329.91		127	
Southside Virginia	3,945	15.6%	\$581.55	26.9%	56	12.0%
New	1,910		\$430.71		15	
Expansion	2,035		\$150.84		41	
Southwestern Virginia	2,159	8.5%	\$240.97	11.1%	42	9.0%
New	520		\$156.19		12	
Expansion	1,639		\$84.78		30	
Valley	1,849	7.3%	\$368.29	17.0%	43	9.2%
New	222		\$49.93		5	
Expansion	1,627		\$318.36		38	
Not Publicly Announced	39	0.2%	\$10.35	0.5%	7	1.5%
<b>Virginia Totals</b>	<b>25,337</b>		<b>\$2,165.33</b>		<b>466</b>	

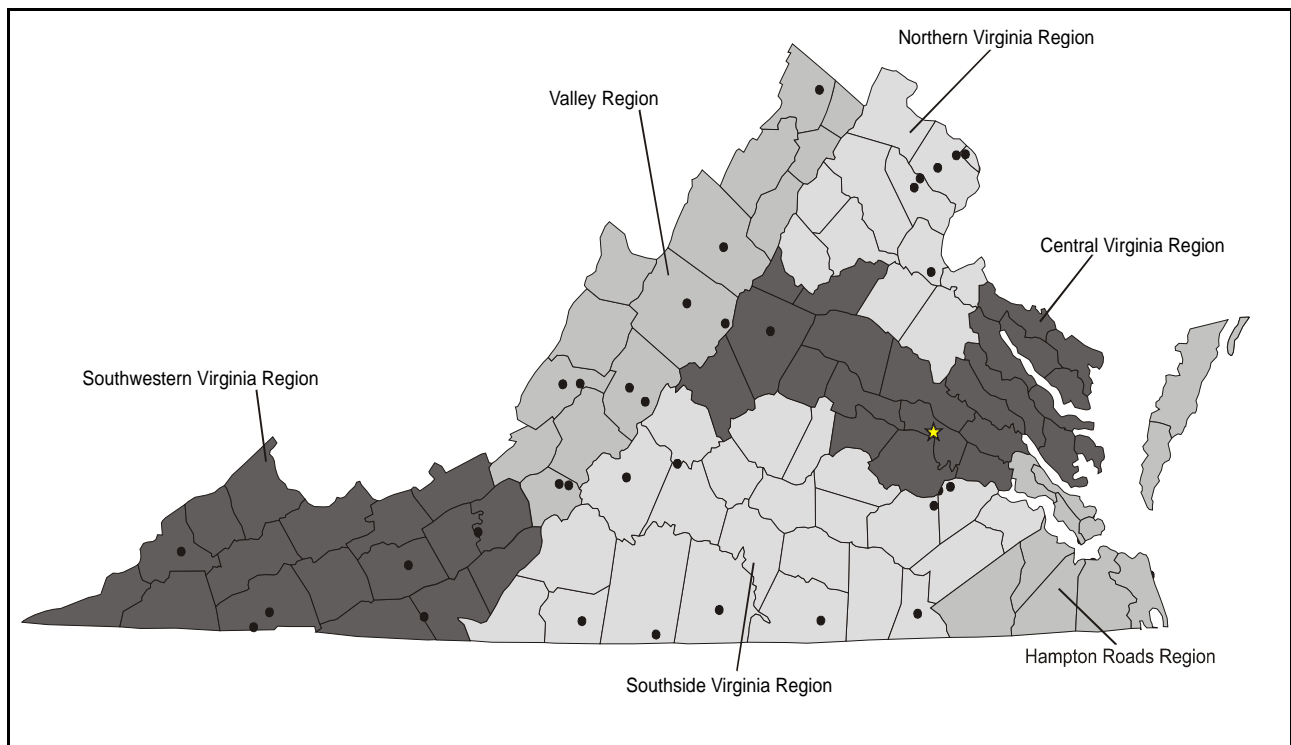


Table 5

2006

Virginia Employment and Capital Investment by Locality

<i>City/County</i>	<i>Employment</i>	<i>% of Total</i>	<i>Investment (millions)</i>	<i>% of Total</i>	<i>Announcements</i>	<i>% of Total</i>
<i>Accomack County</i>	0	0.00%	\$0.00	0.00%	0	0.00%
<i>Albemarle County</i>	9	0.04%	\$0.20	0.01%	1	0.21%
<i>Alexandria</i>	308	1.22%	\$12.50	0.58%	6	1.29%
<i>Alleghany County</i>	45	0.18%	\$2.30	0.11%	1	0.21%
<i>Amelia County</i>	0	0.00%	\$0.00	0.00%	0	0.00%
<i>Amherst County</i>	220	0.87%	\$3.50	0.16%	3	0.64%
<i>Appomattox County</i>	0	0.00%	\$0.00	0.00%	0	0.00%
<i>Arlington County</i>	592	2.34%	\$2.23	0.10%	6	1.29%
<i>Augusta County</i>	0	0.00%	\$0.00	0.00%	0	0.00%
<i>Bath County</i>	0	0.00%	\$0.00	0.00%	0	0.00%
<i>Bedford City</i>	31	0.12%	\$4.20	0.19%	2	0.43%
<i>Bedford County</i>	260	1.03%	\$6.40	0.30%	7	1.50%
<i>Bland County</i>	30	0.12%	\$3.00	0.14%	1	0.21%
<i>Botetourt County</i>	282	1.11%	\$42.10	1.94%	4	0.86%
<i>Bristol</i>	60	0.24%	\$4.80	0.22%	2	0.43%
<i>Brunswick County</i>	0	0.00%	\$0.00	0.00%	0	0.00%
<i>Buchanan County</i>	0	0.00%	\$0.00	0.00%	0	0.00%
<i>Buckingham County</i>	100	0.39%	\$3.00	0.14%	1	0.21%
<i>Buena Vista</i>	35	0.14%	\$1.50	0.07%	1	0.21%
<i>Campbell County</i>	170	0.67%	\$11.38	0.53%	3	0.64%
<i>Caroline County</i>	195	0.77%	\$12.40	0.57%	5	1.07%
<i>Carroll County</i>	27	0.11%	\$1.00	0.05%	1	0.21%
<i>Charles City County</i>	0	0.00%	\$0.00	0.00%	0	0.00%
<i>Charlotte County</i>	0	0.00%	\$0.00	0.00%	0	0.00%
<i>Charlottesville</i>	0	0.00%	\$0.00	0.00%	0	0.00%
<i>Chesapeake</i>	414	1.63%	\$81.86	3.78%	35	7.51%
<i>Chesterfield County</i>	234	0.92%	\$38.40	1.77%	8	1.72%
<i>Clarke County</i>	0	0.00%	\$0.00	0.00%	0	0.00%
<i>Colonial Heights</i>	0	0.00%	\$0.00	0.00%	0	0.00%
<i>Covington</i>	0	0.00%	\$0.00	0.00%	0	0.00%
<i>Craig County</i>	0	0.00%	\$0.00	0.00%	0	0.00%
<i>Culpeper County</i>	77	0.30%	\$5.60	0.26%	2	0.43%
<i>Cumberland County</i>	0	0.00%	\$0.00	0.00%	0	0.00%
<i>Danville</i>	749	2.96%	\$48.65	2.25%	6	1.29%
<i>Dickenson County</i>	0	0.00%	\$0.00	0.00%	0	0.00%
<i>Dinwiddie County</i>	4	0.02%	\$0.75	0.03%	1	0.21%
<i>Emporia</i>	0	0.00%	\$0.00	0.00%	0	0.00%
<i>Essex County</i>	0	0.00%	\$0.00	0.00%	0	0.00%
<i>Fairfax City</i>	251	0.99%	\$1.40	0.06%	2	0.43%
<i>Fairfax County</i>	6,681	26.37%	\$56.99	2.63%	86	18.45%
<i>Falls Church</i>	0	0.00%	\$0.00	0.00%	0	0.00%
<i>Fauquier County</i>	0	0.00%	\$0.00	0.00%	0	0.00%
<i>Floyd County</i>	45	0.18%	\$1.45	0.07%	2	0.43%
<i>Fluvanna County</i>	0	0.00%	\$0.00	0.00%	0	0.00%
<i>Franklin City</i>	0	0.00%	\$0.00	0.00%	0	0.00%
<i>Franklin County</i>	335	1.32%	\$108.00	4.99%	2	0.43%
<i>Frederick County</i>	278	1.10%	\$41.34	1.91%	7	1.50%

Table 6

<i>City/County</i>	<i>Employment</i>	<i>% of Total</i>	<i>Investment (millions)</i>	<i>% of Total</i>	<i>Announcements</i>	<i>% of Total</i>
<i>Fredericksburg</i>	20	0.08%	\$50.00	2.31%	1	0.21%
<i>Galax</i>	0	0.00%	\$0.00	0.00%	0	0.00%
<i>Giles County</i>	0	0.00%	\$0.00	0.00%	0	0.00%
<i>Gloucester County</i>	22	0.09%	\$7.00	0.32%	2	0.43%
<i>Goochland County</i>	0	0.00%	\$25.00	1.15%	1	0.21%
<i>Grayson County</i>	0	0.00%	\$0.00	0.00%	0	0.00%
<i>Greene County</i>	200	0.79%	\$0.00	0.00%	1	0.21%
<i>Greensville County</i>	50	0.20%	\$4.10	0.19%	1	0.21%
<i>Halifax County</i>	150	0.59%	\$25.70	1.19%	2	0.43%
<i>Hampton</i>	1,085	4.28%	\$29.68	1.37%	13	2.79%
<i>Hanover County</i>	267	1.05%	\$10.02	0.46%	5	1.07%
<i>Harrisonburg</i>	215	0.85%	\$5.80	0.27%	4	0.86%
<i>Henrico County</i>	1,201	4.74%	\$101.32	4.68%	28	6.01%
<i>Henry County</i>	190	0.75%	\$9.75	0.45%	3	0.64%
<i>Highland County</i>	0	0.00%	\$0.00	0.00%	0	0.00%
<i>Hopewell</i>	0	0.00%	\$0.00	0.00%	0	0.00%
<i>Isle of Wight County</i>	0	0.00%	\$0.35	0.02%	1	0.21%
<i>James City County</i>	373	1.47%	\$12.80	0.59%	5	1.07%
<i>King &amp; Queen County</i>	0	0.00%	\$0.00	0.00%	0	0.00%
<i>King George County</i>	100	0.39%	\$6.00	0.28%	1	0.21%
<i>King William County</i>	111	0.44%	\$5.60	0.26%	2	0.43%
<i>Lancaster County</i>	0	0.00%	\$0.00	0.00%	0	0.00%
<i>Lee County</i>	100	0.39%	\$0.05	0.00%	2	0.43%
<i>Lexington</i>	0	0.00%	\$0.00	0.00%	0	0.00%
<i>Loudoun County</i>	629	2.48%	\$76.95	3.55%	7	1.50%
<i>Louisa County</i>	0	0.00%	\$0.00	0.00%	0	0.00%
<i>Lunenburg County</i>	0	0.00%	\$0.00	0.00%	0	0.00%
<i>Lynchburg</i>	275	1.09%	\$44.56	2.06%	10	2.15%
<i>Madison County</i>	0	0.00%	\$0.00	0.00%	0	0.00%
<i>Manassas</i>	44	0.17%	\$4.16	0.19%	2	0.43%
<i>Manassas Park</i>	0	0.00%	\$0.00	0.00%	0	0.00%
<i>Martinsville</i>	177	0.70%	\$3.50	0.16%	3	0.64%
<i>Mathews County</i>	0	0.00%	\$0.00	0.00%	0	0.00%
<i>Mecklenburg County</i>	100	0.39%	\$11.51	0.53%	2	0.43%
<i>Middlesex County</i>	0	0.00%	\$0.00	0.00%	0	0.00%
<i>Montgomery County</i>	300	1.18%	\$21.08	0.97%	9	1.93%
<i>Nelson County</i>	0	0.00%	\$0.00	0.00%	0	0.00%
<i>New Kent County</i>	0	0.00%	\$0.00	0.00%	0	0.00%
<i>Newport News</i>	516	2.04%	\$30.10	1.39%	5	1.07%
<i>Norfolk</i>	0	0.00%	\$0.00	0.00%	0	0.00%
<i>Northampton County</i>	0	0.00%	\$0.00	0.00%	0	0.00%
<i>Northumberland County</i>	0	0.00%	\$0.00	0.00%	0	0.00%
<i>Norton</i>	0	0.00%	\$0.00	0.00%	0	0.00%
<i>Nottoway County</i>	0	0.00%	\$0.00	0.00%	0	0.00%
<i>Orange County</i>	205	0.81%	\$12.16	0.56%	2	0.43%
<i>Page County</i>	0	0.00%	\$1.50	0.07%	1	0.21%
<i>Patrick County</i>	175	0.69%	\$1.20	0.06%	3	0.64%
<i>Petersburg</i>	50	0.20%	\$5.80	0.27%	1	0.21%
<i>Pittsylvania County</i>	865	3.41%	\$289.05	13.35%	4	0.86%
<i>Poquoson</i>	0	0.00%	\$0.00	0.00%	0	0.00%
<i>Portsmouth</i>	237	0.94%	\$7.11	0.33%	8	1.72%

Table 6

<i>City/County</i>	<i>Employment</i>	<i>% of Total</i>	<i>Investment (millions)</i>	<i>% of Total</i>	<i>Announcements</i>	<i>% of Total</i>
<i>Powhatan County</i>	0	0.00%	\$0.00	0.00%	0	0.00%
<i>Prince Edward County</i>	6	0.02%	\$0.50	0.02%	1	0.21%
<i>Prince George County</i>	38	0.15%	\$0.00	0.00%	1	0.21%
<i>Prince William County</i>	704	2.78%	\$115.31	5.33%	27	5.79%
<i>Pulaski County</i>	108	0.43%	\$14.75	0.68%	2	0.43%
<i>Radford</i>	175	0.69%	\$14.30	0.66%	1	0.21%
<i>Rappahannock County</i>	0	0.00%	\$0.00	0.00%	0	0.00%
<i>Richmond</i>	647	2.55%	\$86.17	3.98%	9	1.93%
<i>Richmond County</i>	0	0.00%	\$0.00	0.00%	0	0.00%
<i>Roanoke City</i>	252	0.99%	\$20.70	0.96%	6	1.29%
<i>Roanoke County</i>	247	0.97%	\$69.18	3.19%	4	0.86%
<i>Rockbridge County</i>	25	0.10%	\$26.60	1.23%	1	0.21%
<i>Rockingham County</i>	161	0.64%	\$132.78	6.13%	6	1.29%
<i>Russell County</i>	355	1.40%	\$6.00	0.28%	2	0.43%
<i>Salem</i>	14	0.06%	\$3.79	0.18%	2	0.43%
<i>Scott County</i>	135	0.53%	\$6.75	0.31%	3	0.64%
<i>Shenandoah County</i>	195	0.77%	\$19.50	0.90%	3	0.64%
<i>Smyth County</i>	225	0.89%	\$38.94	1.80%	4	0.86%
<i>Southampton County</i>	325	1.28%	\$6.60	0.30%	2	0.43%
<i>Spotsylvania County</i>	65	0.26%	\$5.30	0.24%	2	0.43%
<i>Stafford County</i>	808	3.19%	\$7.00	0.32%	3	0.64%
<i>Staunton</i>	10	0.04%	\$0.00	0.00%	1	0.21%
<i>Suffolk</i>	500	1.97%	\$39.62	1.83%	13	2.79%
<i>Surry County</i>	0	0.00%	\$0.00	0.00%	0	0.00%
<i>Sussex County</i>	0	0.00%	\$0.00	0.00%	0	0.00%
<i>Tazewell County</i>	70	0.28%	\$6.00	0.28%	1	0.21%
<i>Virginia Beach</i>	320	1.26%	\$15.04	0.69%	25	5.36%
<i>Warren County</i>	0	0.00%	\$0.00	0.00%	0	0.00%
<i>Washington County</i>	0	0.00%	\$0.00	0.00%	0	0.00%
<i>Waynesboro</i>	0	0.00%	\$0.00	0.00%	0	0.00%
<i>Westmoreland County</i>	0	0.00%	\$0.00	0.00%	0	0.00%
<i>Williamsburg</i>	0	0.00%	\$0.00	0.00%	0	0.00%
<i>Winchester</i>	90	0.36%	\$1.20	0.06%	2	0.43%
<i>Wise County</i>	158	0.62%	\$1.25	0.06%	3	0.64%
<i>Wythe County</i>	371	1.46%	\$121.60	5.62%	9	1.93%
<i>York County</i>	205	0.81%	\$99.30	4.59%	2	0.43%
<i>Not Publicly Announced</i>	39	0.15%	\$10.35	0.48%	7	1.50%
<b>Virginia Totals</b>	<b>25,337</b>		<b>\$2,165.33</b>		<b>466</b>	

Table 6

2006

Virginia Employment and Capital Investment by Locality  
Totals Per 1,000 Residents

<i>City/County</i>	<i>2006 Population Estimate (thousands)</i>	<i>Announced Employment per 1,000 Residents</i>	<i>Announced Investment per 1,000 Residents</i>	<i>Announcements per 1,000 Residents</i>
<i>Accomack County</i>	39.5	0.0	\$0	0.00
<i>Albemarle County</i>	90.8	0.1	\$2,202	0.01
<i>Alexandria</i>	132.3	2.3	\$94,451	0.05
<i>Alleghany County</i>	17.2	2.6	\$133,447	0.06
<i>Amelia County</i>	12.5	0.0	\$0	0.00
<i>Amherst County</i>	32.0	6.9	\$109,310	0.09
<i>Appomattox County</i>	14.1	0.0	\$0	0.00
<i>Arlington County</i>	194.4	3.0	\$11,474	0.03
<i>Augusta County</i>	70.0	0.0	\$0	0.00
<i>Bath County</i>	4.8	0.0	\$0	0.00
<i>Bedford City</i>	6.1	5.1	\$689,558	0.33
<i>Bedford County</i>	65.0	4.0	\$98,411	0.11
<i>Bland County</i>	7.1	4.2	\$421,576	0.14
<i>Botetourt County</i>	32.0	8.8	\$1,315,994	0.13
<i>Bristol</i>	17.4	3.4	\$275,773	0.11
<i>Brunswick County</i>	18.7	0.0	\$0	0.00
<i>Buchanan County</i>	25.1	0.0	\$0	0.00
<i>Buckingham County</i>	16.4	6.1	\$183,288	0.06
<i>Buena Vista</i>	6.4	5.5	\$234,496	0.16
<i>Campbell County</i>	52.0	3.3	\$218,777	0.06
<i>Caroline County</i>	25.8	7.6	\$480,523	0.19
<i>Carroll County</i>	29.7	0.9	\$33,653	0.03
<i>Charles City County</i>	7.0	0.0	\$0	0.00
<i>Charlotte County</i>	12.8	0.0	\$0	0.00
<i>Charlottesville</i>	39.8	0.0	\$0	0.00
<i>Chesapeake</i>	215.6	1.9	\$379,728	0.16
<i>Chesterfield County</i>	292.5	0.8	\$131,286	0.03
<i>Clarke County</i>	14.1	0.0	\$0	0.00
<i>Colonial Heights</i>	17.3	0.0	\$0	0.00
<i>Covington</i>	5.7	0.0	\$0	0.00
<i>Craig County</i>	5.1	0.0	\$0	0.00
<i>Culpeper County</i>	44.2	1.7	\$126,746	0.05
<i>Cumberland County</i>	9.6	0.0	\$0	0.00
<i>Danville</i>	45.7	16.4	\$1,064,559	0.13
<i>Dickenson County</i>	16.3	0.0	\$0	0.00
<i>Dinwiddie County</i>	26.3	0.2	\$28,520	0.04
<i>Emporia</i>	5.4	0.0	\$0	0.00
<i>Essex County</i>	10.5	0.0	\$0	0.00
<i>Fairfax City</i>	22.8	11.0	\$61,441	0.09
<i>Fairfax County</i>	1,016.5	6.6	\$56,064	0.08
<i>Falls Church</i>	11.1	0.0	\$0	0.00
<i>Fauquier County</i>	64.6	0.0	\$0	0.00
<i>Floyd County</i>	15.0	3.0	\$96,500	0.13
<i>Fluvanna County</i>	25.7	0.0	\$0	0.00
<i>Franklin City</i>	8.3	0.0	\$0	0.00

Table 7

<i>City/County</i>	<i>2006 Population Estimate (thousands)</i>	<i>Announced Employment per 1,000 Residents</i>	<i>Announced Investment per 1,000 Residents</i>	<i>Announcements per 1,000 Residents</i>
<i>Franklin County</i>	51.3	6.5	\$2,104,965	0.04
<i>Frederick County</i>	70.6	3.9	\$585,720	0.10
<i>Fredericksburg</i>	21.7	0.9	\$2,309,347	0.05
<i>Galax</i>	6.9	0.0	\$0	0.00
<i>Giles County</i>	16.5	0.0	\$0	0.00
<i>Gloucester County</i>	35.9	0.6	\$194,819	0.06
<i>Goochland County</i>	19.8	0.0	\$1,262,850	0.05
<i>Grayson County</i>	16.4	0.0	\$0	0.00
<i>Greene County</i>	17.2	11.7	\$0	0.06
<i>Greensville County</i>	12.5	4.0	\$327,010	0.08
<i>Halifax County</i>	36.4	4.1	\$705,511	0.05
<i>Hampton</i>	145.7	7.4	\$203,695	0.09
<i>Hanover County</i>	96.3	2.8	\$104,040	0.05
<i>Harrisonburg</i>	44.5	4.8	\$130,453	0.09
<i>Henrico County</i>	286.8	4.2	\$353,216	0.10
<i>Henry County</i>	54.5	3.5	\$178,879	0.06
<i>Highland County</i>	2.4	0.0	\$0	0.00
<i>Hopewell</i>	22.6	0.0	\$0	0.00
<i>Isle of Wight County</i>	33.1	0.0	\$10,585	0.03
<i>James City County</i>	59.2	6.3	\$216,279	0.08
<i>King &amp; Queen County</i>	7.0	0.0	\$0	0.00
<i>King George County</i>	21.3	4.7	\$281,706	0.05
<i>King William County</i>	14.9	7.4	\$375,684	0.13
<i>Lancaster County</i>	11.6	0.0	\$0	0.00
<i>Lee County</i>	25.1	4.0	\$1,990	0.08
<i>Lexington</i>	7.2	0.0	\$0	0.00
<i>Loudoun County</i>	269.6	2.3	\$285,418	0.03
<i>Louisa County</i>	30.2	0.0	\$0	0.00
<i>Lunenburg County</i>	13.4	0.0	\$0	0.00
<i>Lynchburg</i>	68.8	4.0	\$648,071	0.15
<i>Madison County</i>	13.7	0.0	\$0	0.00
<i>Manassas</i>	36.6	1.2	\$113,736	0.05
<i>Manassas Park</i>	13.9	0.0	\$0	0.00
<i>Martinsville</i>	14.3	12.4	\$244,415	0.21
<i>Mathews County</i>	9.2	0.0	\$0	0.00
<i>Mecklenburg County</i>	32.8	3.0	\$350,282	0.06
<i>Middlesex County</i>	10.3	0.0	\$0	0.00
<i>Montgomery County</i>	88.5	3.4	\$238,315	0.10
<i>Nelson County</i>	15.1	0.0	\$0	0.00
<i>New Kent County</i>	16.4	0.0	\$0	0.00
<i>Newport News</i>	181.4	2.8	\$165,917	0.03
<i>Norfolk</i>	236.1	0.0	\$0	0.00
<i>Northampton County</i>	13.2	0.0	\$0	0.00
<i>Northumberland County</i>	13.2	0.0	\$0	0.00
<i>Norton</i>	3.8	0.0	\$0	0.00
<i>Nottoway County</i>	15.9	0.0	\$0	0.00
<i>Orange County</i>	31.4	6.5	\$387,423	0.06
<i>Page County</i>	24.1	0.0	\$62,154	0.04
<i>Patrick County</i>	19.5	9.0	\$61,485	0.15
<i>Petersburg</i>	30.5	1.6	\$190,295	0.03

Table 7

<i>City/County</i>	<i>2006 Population Estimate (thousands)</i>	<i>Announced Employment per 1,000 Residents</i>	<i>Announced Investment per 1,000 Residents</i>	<i>Announcements per 1,000 Residents</i>
<i>Pittsylvania County</i>	62.3	13.9	\$4,641,495	0.06
<i>Poquoson</i>	11.9	0.0	\$0	0.00
<i>Portsmouth</i>	98.7	2.4	\$72,012	0.08
<i>Powhatan County</i>	26.9	0.0	\$0	0.00
<i>Prince Edward County</i>	20.8	0.3	\$23,985	0.05
<i>Prince George County</i>	36.5	1.0	\$0	0.03
<i>Prince William County</i>	369.2	1.9	\$312,310	0.07
<i>Pulaski County</i>	34.4	3.1	\$428,635	0.06
<i>Radford</i>	15.3	11.4	\$933,505	0.07
<i>Rappahannock County</i>	6.9	0.0	\$0	0.00
<i>Richmond</i>	192.0	3.4	\$448,728	0.05
<i>Richmond County</i>	9.7	0.0	\$0	0.00
<i>Roanoke City</i>	92.3	2.7	\$224,200	0.06
<i>Roanoke County</i>	90.1	2.7	\$767,514	0.04
<i>Rockbridge County</i>	21.6	1.2	\$1,230,000	0.05
<i>Rockingham County</i>	72.9	2.2	\$1,821,164	0.08
<i>Russell County</i>	28.9	12.3	\$207,391	0.07
<i>Salem</i>	24.7	0.6	\$153,772	0.08
<i>Scott County</i>	23.8	5.7	\$283,177	0.13
<i>Shenandoah County</i>	39.9	4.9	\$488,418	0.08
<i>Smyth County</i>	32.1	7.0	\$1,213,241	0.12
<i>Southampton County</i>	18.2	17.9	\$362,873	0.11
<i>Spotsylvania County</i>	117.7	0.6	\$45,016	0.02
<i>Stafford County</i>	120.5	6.7	\$58,086	0.02
<i>Staunton</i>	22.6	0.4	\$0	0.04
<i>Suffolk</i>	79.5	6.3	\$498,214	0.16
<i>Surry County</i>	6.9	0.0	\$0	0.00
<i>Sussex County</i>	12.1	0.0	\$0	0.00
<i>Tazewell County</i>	44.0	1.6	\$136,223	0.02
<i>Virginia Beach</i>	433.5	0.7	\$34,700	0.06
<i>Warren County</i>	35.1	0.0	\$0	0.00
<i>Washington County</i>	52.5	0.0	\$0	0.00
<i>Waynesboro</i>	20.0	0.0	\$0	0.00
<i>Westmoreland County</i>	16.7	0.0	\$0	0.00
<i>Williamsburg</i>	13.3	0.0	\$0	0.00
<i>Winchester</i>	26.0	3.5	\$46,162	0.08
<i>Wise County</i>	41.6	3.8	\$30,077	0.07
<i>Wythe County</i>	27.8	13.3	\$4,370,121	0.32
<i>York County</i>	63.1	3.2	\$1,572,710	0.03
<b>Virginia Totals</b>	<b>7,642.9</b>	<b>3.3</b>	<b>\$283,313</b>	<b>0.06</b>

Note:

Population data from the Weldon Cooper Center for Public Service, University of Virginia

2006

## Virginia Metropolitan Statistical Area Summary

MSA	Employment	% of Total	Investment (millions)	% of Total	Announcements	% of Total
Blacksburg-Christiansburg-Radford	583	2.3%	\$50.13	2.3%	12	2.6%
<i>New</i>	123		4		4	
<i>Expansion</i>	460		46		8	
Bristol	195	0.8%	\$11.55	0.5%	5	1.1%
<i>New</i>	65		3		2	
<i>Expansion</i>	130		8		3	
Charlottesville	209	0.8%	\$0.20	0.0%	2	0.4%
<i>New</i>	0		0		0	
<i>Expansion</i>	209		0		2	
Danville	1,614	6.4%	\$337.70	15.6%	10	2.1%
<i>New</i>	1,139		314		4	
<i>Expansion</i>	475		24		6	
Hampton Roads	3,672	14.5%	\$322.87	14.9%	109	23.4%
<i>New</i>	545		110		18	
<i>Expansion</i>	3,127		213		91	
Harrisonburg	376	1.5%	\$138.58	6.4%	10	2.1%
<i>New</i>	100		13		1	
<i>Expansion</i>	276		126		9	
Lynchburg	956	3.8%	\$70.04	3.2%	25	5.4%
<i>New</i>	0		0		0	
<i>Expansion</i>	956		70		25	
Northern Virginia	10,102	39.9%	\$331.84	15.3%	142	30.5%
<i>New</i>	1,591		14		19	
<i>Expansion</i>	8,511		318		123	
Richmond	2,747	10.8%	\$285.46	13.2%	61	13.1%
<i>New</i>	1,031		104		18	
<i>Expansion</i>	1,716		182		43	
Roanoke	1,130	4.5%	\$243.77	11.3%	18	3.9%
<i>New</i>	224		110		3	
<i>Expansion</i>	906		133		15	
Winchester	368	1.1%	\$42.54	2.7%	9	1.9%
<i>New</i>	58		12		2	
<i>Expansion</i>	310		31		7	

Table 8

MSA	Employment	% of Total	Investment ( <i>millions</i> )	% of Total	Announcements	% of Total
Non-MSA Localities	3,346	13.2%	\$320.31	14.8%	56	12.0%
<i>New</i>	1,510		202		19	
<i>Expansion</i>	1,836		119		37	
Not Publicly Announced*	39	0.2%	\$10.35	0.5%	7	1.5%
<b>Virginia Totals</b>	<b>25,337</b>		<b>\$2,165.33</b>		<b>466</b>	

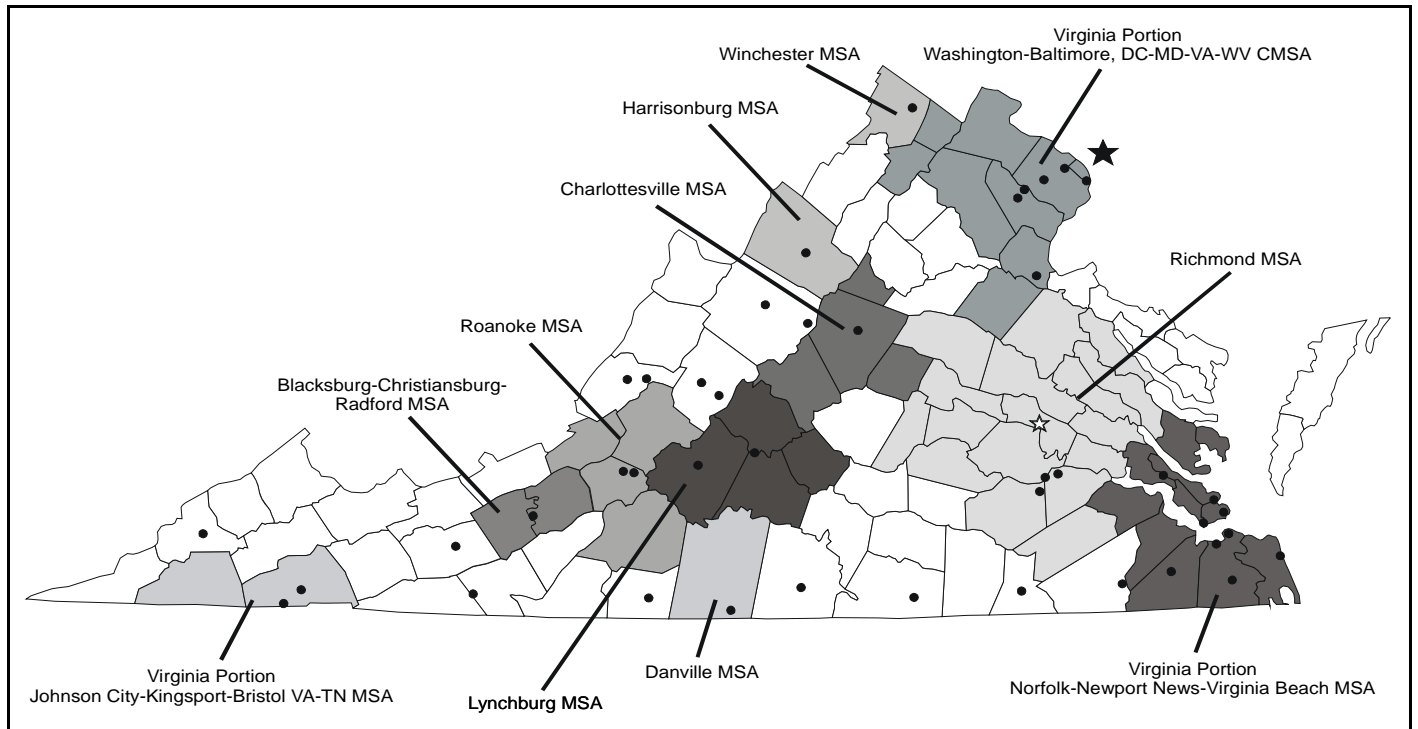


Table 8

2006

Virginia Planning District Commission Summary

Planning District Commission	Employment	% of Total	Investment (millions)	% of Total	Announcements	% of Total
1. LENOWISCO	393	1.6%	\$8.05	0.4%	8	1.7%
<i>New</i>	48		3		2	
<i>Expansion</i>	345		5		6	
2. Cumberland Plateau	425	1.7%	\$12.00	0.6%	3	0.6%
<i>New</i>	70		6		1	
<i>Expansion</i>	355		6		2	
3. Mount Rogers	713	2.8%	\$169.34	7.8%	17	3.6%
<i>New</i>	254		142		4	
<i>Expansion</i>	459		28		13	
4. New River Valley	628	2.5%	\$51.58	2.4%	14	3.0%
<i>New</i>	148		6		5	
<i>Expansion</i>	480		46		9	
5. Roanoke Valley - Alleghany	840	3.3%	\$138.07	6.4%	17	3.6%
<i>New</i>	64		25		2	
<i>Expansion</i>	776		113		15	
6. Central Shenandoah	446	1.8%	\$166.68	7.7%	13	2.8%
<i>New</i>	100		13		1	
<i>Expansion</i>	346		154		12	
7. Northern Shenandoah Valley	563	2.2%	\$63.54	2.9%	13	2.8%
<i>New</i>	58		12		2	
<i>Expansion</i>	505		52		11	
8. Northern Virginia	9,209	36.3%	\$269.54	12.4%	136	29.2%
<i>New</i>	1,551		12		18	
<i>Expansion</i>	7,658		258		118	
9. Rappahannock - Rapidan	282	1.1%	\$17.76	0.8%	4	0.9%
<i>New</i>	205		12		2	
<i>Expansion</i>	77		6		2	
10. Thomas Jefferson	209	0.8%	\$0.20	0.0%	2	0.4%
<i>New</i>	0		0		0	
<i>Expansion</i>	209		0		2	
11. Region 2000	956	3.8%	\$70.04	3.2%	25	5.4%
<i>New</i>	0		0		0	
<i>Expansion</i>	956		70		25	
12. West Piedmont	2,491	9.8%	\$460.15	21.3%	21	4.5%
<i>New</i>	1,616		412		9	
<i>Expansion</i>	875		49		12	
13. Southside	250	1.0%	\$37.21	1.7%	4	0.9%
<i>New</i>	100		12		2	
<i>Expansion</i>	150		26		2	
14. Piedmont	106	0.4%	\$3.50	0.2%	2	0.4%
<i>New</i>	106		4		2	
<i>Expansion</i>	0		0		0	

Table 9

Planning District Commission	Employment	% of Total	Investment (millions)	% of Total	Announcements	% of Total
15. Richmond Regional	2,349	9.3%	\$260.91	12.0%	51	10.9%
<i>New</i>	869		98		15	
<i>Expansion</i>	1,480		163		36	
16. RADCO	1,188	4.7%	\$80.70	3.7%	12	2.6%
<i>New</i>	160		9		3	
<i>Expansion</i>	1,028		72		9	
17. Northern Neck	0	0.0%	\$0.00	0.0%	0	0.0%
<i>New</i>	0		0		0	
<i>Expansion</i>	0		0		0	
18. Middle Peninsula	133	0.5%	\$12.60	0.6%	4	0.9%
<i>New</i>	104		5		1	
<i>Expansion</i>	29		8		3	
19. Crater	142	0.6%	\$10.65	0.5%	4	0.9%
<i>New</i>	88		4		2	
<i>Expansion</i>	54		7		2	
22. Accomack - Northampton	0	0.0%	\$0.00	0.0%	0	0.0%
<i>New</i>	0		0		0	
<i>Expansion</i>	0		0		0	
23. Hampton Roads	3,975	15.7%	\$322.47	14.9%	109	23.4%
<i>New</i>	845		113		19	
<i>Expansion</i>	3,130		209		90	
Not Publicly Announced	39	0.2%	\$10.35	0.5%	7	1.5%
<b>Virginia Totals</b>	<b>25,337</b>		<b>\$2,165.33</b>		<b>466</b>	

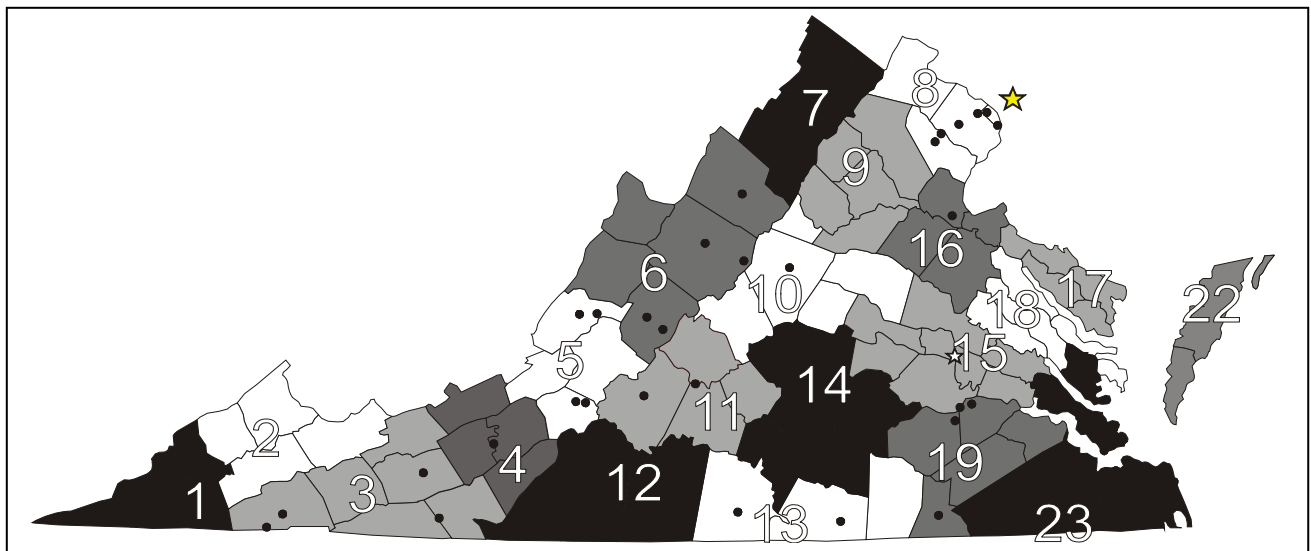


Table 9

1996 - 2006

Virginia Foreign-Affiliated Announcements

Year	Employment	% of Year's Total	Investment (millions)	% of Year's Total	Announcements	% of Year's Total
1996	4,065	17.1%	\$2,016.65	57.1%	37	0.3%
New	3,230		1,766		19	
Expansion	835		250		18	
1997	4,459	16.6%	\$325.25	12.6%	72	0.6%
New	1,475		137		35	
Expansion	2,984		188		37	
1998	2,758	6.0%	\$207.22	9.3%	52	0.3%
New	1,005		68		21	
Expansion	1,753		139		31	
1999	5,152	11.6%	\$473.55	14.2%	67	0.4%
New	1,321		133		27	
Expansion	3,831		341		40	
2000	5,042	11.4%	\$569.38	12.7%	69	0.6%
New	1,886		155		28	
Expansion	3,156		415		41	
2001	3,550	10.5%	\$326.36	10.9%	61	1.0%
New	985		76		19	
Expansion	2,565		250		42	
2002	3,004	12.4%	\$204.68	10.1%	42	0.5%
New	437		48		13	
Expansion	2,567		157		29	
2003	2,736	9.7%	\$607.80	15.3%	50	0.6%
New	428		17		13	
Expansion	2,308		591		37	
2004	4,767	10.6%	\$1,554.94	45.1%	39	0.4%
New	317		464		5	
Expansion	4,450		1,091		34	
2005	3,857	12.0%	\$475.64	11.4%	53	0.6%
New	1,778		191		17	
Expansion	2,079		285		36	
2006	3,692	14.6%	\$699.69	32.3%	59	0.9%
New	1,932		543		21	
Expansion	1,760		157		38	
<b>Totals</b>	<b>43,082</b>		<b>\$7,461.15</b>		<b>601</b>	

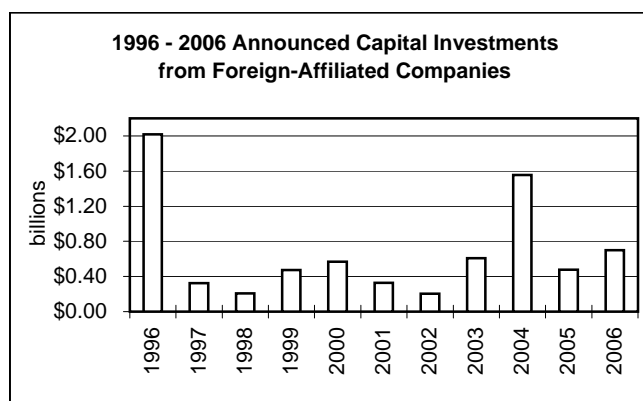


Table 10

## 2006 Virginia Foreign-Affiliated Announcements by Country

Country	Employment	% of Total	Investment (millions)	% of Total	Announcements	% of Total
Afghanistan	25	0.7%	\$2.00	0.3%	1	1.7%
Australia	219	5.9%	\$153.40	21.9%	3	5.1%
Austria	0	0.0%	\$1.50	0.2%	2	3.4%
Canada	532	14.4%	\$21.70	3.1%	6	10.2%
China	6	0.2%	\$0.50	0.1%	1	1.7%
Denmark	40	1.1%	\$6.00	0.9%	2	3.4%
Finland	11	0.3%	\$0.30	0.0%	1	1.7%
France	100	2.7%	\$4.14	0.6%	3	5.1%
Germany	247	6.7%	\$94.17	13.5%	8	13.6%
Iceland	348	9.4%	\$3.10	0.4%	2	3.4%
India	25	0.7%	\$0.00	0.0%	1	1.7%
Israel	90	2.4%	\$4.40	0.6%	2	3.4%
Italy	160	4.3%	\$3.20	0.5%	1	1.7%
Japan	299	8.1%	\$43.50	6.2%	8	13.6%
Korea	25	0.7%	\$0.00	0.0%	1	1.7%
Luxembourg	12	0.3%	\$5.20	0.7%	1	1.7%
Mexico	8	0.2%	\$3.30	0.5%	1	1.7%
Netherlands	25	0.7%	\$12.50	1.8%	1	1.7%
Sweden	800	21.7%	\$284.35	40.6%	4	6.8%
Switzerland	246	6.7%	\$28.30	4.0%	3	5.1%
UK	474	12.8%	\$28.14	4.0%	7	11.9%
<b>Virginia Totals</b>	<b>3,692</b>		<b>\$699.69</b>		<b>59</b>	

## 2006 Virginia Foreign-Affiliated Announcements by NAICS Code

NAICS Major Grouping	Employment	% of Total	Investment (millions)	% of Total	Announcements	% of Total
311 Food Products	348	9.4%	\$3.10	0.4%	2	3.4%
313 Textile Mills	160	4.3%	\$85.00	12.1%	1	1.7%
321 Lumber & Wood Products	28	0.8%	\$12.82	1.8%	2	3.4%
322 Paper Products	10	0.3%	\$7.10	1.0%	1	1.7%
323 Printing	27	0.7%	\$5.50	0.8%	1	1.7%
325 Chemicals	27	0.7%	\$4.00	0.6%	1	1.7%
326 Plastics & Rubber Products	356	9.6%	\$133.20	19.0%	4	6.8%
327 Stone, Clay, Glass	50	1.4%	\$4.10	0.6%	1	1.7%
331 Primary Metal Industries	75	2.0%	\$48.40	6.9%	2	3.4%
332 Fabricated Metal Products	12	0.3%	\$0.30	0.0%	2	3.4%
333 Machinery	22	0.6%	\$5.00	0.7%	3	5.1%
335 Electrical Equipment	157	4.3%	\$28.30	4.0%	2	3.4%
336 Transportation Equipment	164	4.4%	\$21.15	3.0%	6	10.2%
337 Furniture & Fixtures	770	20.9%	\$287.10	41.0%	2	3.4%
423 Distribution - Durables	49	1.3%	\$1.44	0.2%	4	6.8%
424 Distribution - Nondurables	438	11.9%	\$39.10	5.6%	5	8.5%
483 Water Transportation	42	1.1%	\$0.85	0.1%	1	1.7%
493 Warehousing & Storage	15	0.4%	\$0.00	0.0%	1	1.7%
512 Motion Picture/Sound Recording	25	0.7%	\$2.00	0.3%	1	1.7%
518 Internet & Related Services	240	6.5%	\$0.00	0.0%	1	1.7%
523 Financial Investments Services	40	1.1%	\$2.70	0.4%	1	1.7%
541 Technical Services	165	4.5%	\$2.60	0.4%	7	11.9%
551 Headquarters/Division Offices	347	9.4%	\$3.00	0.4%	4	6.8%
561 Administrative Services	125	3.4%	\$2.94	0.4%	4	6.8%
<b>Virginia Totals</b>	<b>3,692</b>		<b>\$699.69</b>		<b>59</b>	

Table 11