

VIRGINIA ECONOMIC DEVELOPMENT PARTNERSHIP



EMPLOYMENT CREATION AND CAPITAL INVESTMENT IN VIRGINIA 2002 YEAR END REPORT

The Virginia Economic Development Partnership (VEDP) is directed to enhance Virginia's economy by assisting existing businesses in their expansion plans and by attracting new firms to the Commonwealth. VEDP monitors economic development activity in Virginia through its economic development announcements database. The database tracks direct investments and new jobs created in Virginia as a result of the announced plans of new or expanding companies. This information has been maintained, with modifications, since 1960. The following report covers announcements made between January 1 and December 31, 2002.

NOTES ON METHODOLOGY

This report is based on announcements of planned employment creation and capital expenditures by manufacturers and selected non-manufacturers in Virginia. Many of the new facilities announced are not yet in operation. The information indicates the kind of new economic activity occurring in the state; it does not measure total employment growth. Information is gathered from the Virginia Economic Development Partnership's public and private sector contacts at state, regional, and local levels, as well as from published sources and Partnership staff. Rules for documentation of announcements were established to insure consistency of reported data. All information is obtained on a voluntary basis and no claim is made that the data are complete.

Media Contact:
Jill Lawrence – 804.371.0049

Content:
Jennifer Palmer – 804.371.8217

TABLE OF CONTENTS

EMPLOYMENT CREATION AND CAPITAL INVESTMENT SUMMARY	2
NEW AND EXPANSION ANNOUNCEMENTS	2
MANUFACTURING AND NONMANUFACTURING ANNOUNCEMENTS.....	2
MAJOR ANNOUNCEMENTS	2
NAICS SUMMARY	3
MANUFACTURING.....	4
NONMANUFACTURING	4
REGIONAL ECONOMIC DEVELOPMENTS.....	4
SOUTHWESTERN VIRGINIA.....	5
SOUTHSIDE VIRGINIA	5
VALLEY REGION.....	5
NORTHERN VIRGINIA	6
CENTRAL VIRGINIA.....	6
HAMPTON ROADS	6
LOCAL ECONOMIC DEVELOPMENTS	7
TOTAL ANNOUNCEMENTS	7
PER CAPITA ANNOUNCEMENTS.....	7
OTHER ECONOMIC DEVELOPMENTS	8
METROPOLITAN STATISTICAL AREAS.....	8
PLANNING DISTRICT COMMISSIONS.....	9
FOREIGN INVESTMENT IN VIRGINIA	9
2002 ANNOUNCEMENTS	11
TABLES	APPENDIX

EMPLOYMENT CREATION AND CAPITAL INVESTMENT SUMMARY

In 2002, the Virginia Economic Development Partnership recorded 320 announcements by companies intending to locate new facilities in Virginia or expand their existing operations (Table 1). The firms behind those plans expect to add 30,634 jobs and make capital investments of over \$2.4 billion. As compared to all previous years, Virginia's economic development activity in 2002 ranked fifth best in terms of employment and seventh best for capital investment despite the weak U.S. economy (Table 2).

NEW AND EXPANSION ANNOUNCEMENTS

Announcements made by companies that do not have a facility in Virginia or plan to set up another Virginia operation in a different labor market from their existing location are considered to be new. The announcements for new facilities represented 31.2% of employment creation and 56.1% of capital investment in Virginia's economic development activity in 2002. New announcements totaled 103.

Announcements from firms that plan to enlarge their existing Virginia operations are labeled as expansions. In 2002, there were 217 expansion announcements. Growth of existing firms accounted for 68.8% of employment and 43.9% of capital investment announced in the year.

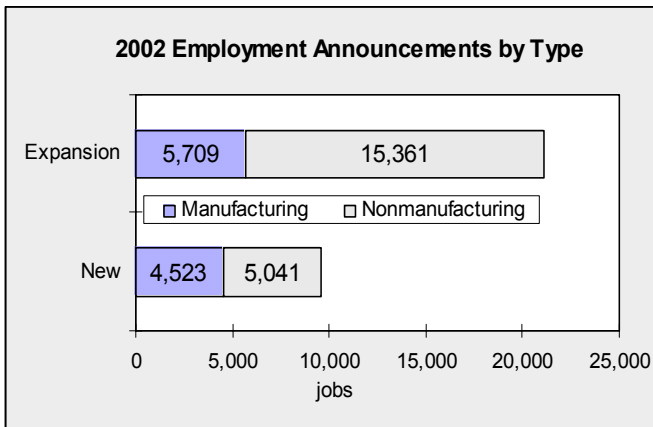
MANUFACTURING AND NONMANUFACTURING ANNOUNCEMENTS

Manufacturing announcements include industries that make, assemble, or process tangible products. The 144 announcements by manufacturing companies in 2002 were responsible for 33.4% of employment creation and 60.8% of capital investment plans.

Nonmanufacturing announcements cover business and professional services such as headquarters or back offices, research and development, consulting, computer-related facilities, distribution centers, and customer service centers. Announcements for personal services, government, and construction projects are not included in the VEDP data. Nonmanufacturing establishments made 176 announcements in 2002. These plans represent 66.6% of employment creation and 39.2% of capital investment announced during the year.

MAJOR ANNOUNCEMENTS

Virginia saw many sizable announcements in 2002. There were 30 projects announced that plan to create 250 or more jobs, and 9 that involved the creation of at least 500 jobs.

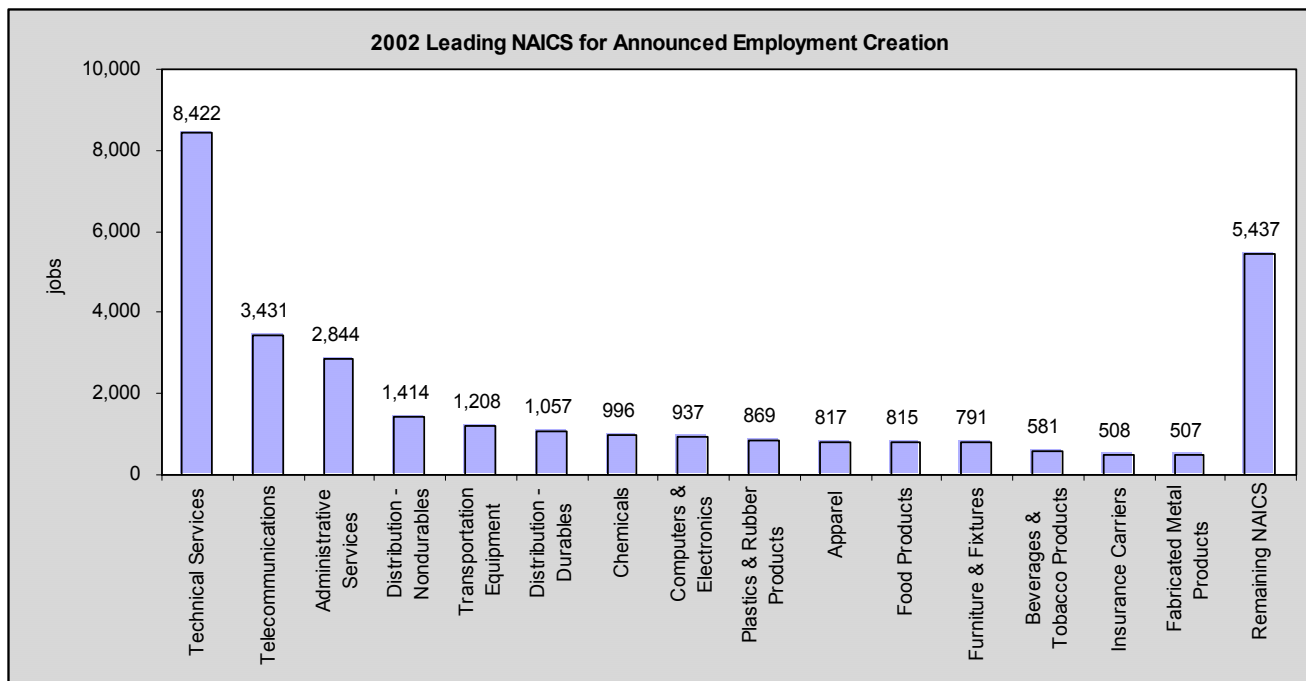


The largest employment creation announcement for the year was Abacus Communications' expansion of its Virginia Beach telecommunications services call center that will add 2,766 new jobs through a \$2 million investment. Ranked second was Teletech Holdings Inc., a customer management services company, with its planned 2,150-job, \$8 million expansion of its Hampton call center. The defense contractor BAE Systems North America recorded the third-largest employment project by announcing it will add 1,000 employees to its Fairfax County Integrated Systems division headquarters, and invest \$52 million. The largest manufacturing employment announcement came from Eli Lilly and Company's decision to create a new \$425 million insulin manufacturing facility in Prince William County that will create 700 jobs, and ranked fifth overall.

On the investment side, Virginia received 19 different announcements of at least \$25 million, and 8 of those projects exceeded \$50 million. Eli Lilly's new \$425 million facility was the largest investment announcement for the year. The second largest investment announcement was made by Tenaska Inc., which will invest \$400 million in a new electric power generation plant in Fluvanna County that will create 30 jobs. Philip Morris USA's \$125 million expansion of its cigarette manufacturing facility in Richmond ranked third for announced investment plans in 2002.

NAICS SUMMARY

In 2002, Virginia recorded activity in 19 of the 21 manufacturing codes defined by the North American Industrial Classification System (NAICS) (Table 3). Virginia also registered announcements in 22 different nonmanufacturing NAICS (Table 4).



MANUFACTURING

The manufacturing sectors that attracted the most capital investment in 2002 were Chemicals (\$527 million), Beverages and Tobacco Products (\$270 million), and Food Products (\$153 million). These groups accounted for 64.1% of manufacturing investments and 38.9% of all investments announced during the year.

Ranked by announced employment, the top manufacturing industries were Transportation Equipment (1,208 jobs), Chemicals (996 jobs), and Computers and Electronics (937 jobs). For 2002, these sectors represented 30.7% of manufacturing employment and 10.3% of total employment announced.

NONMANUFACTURING

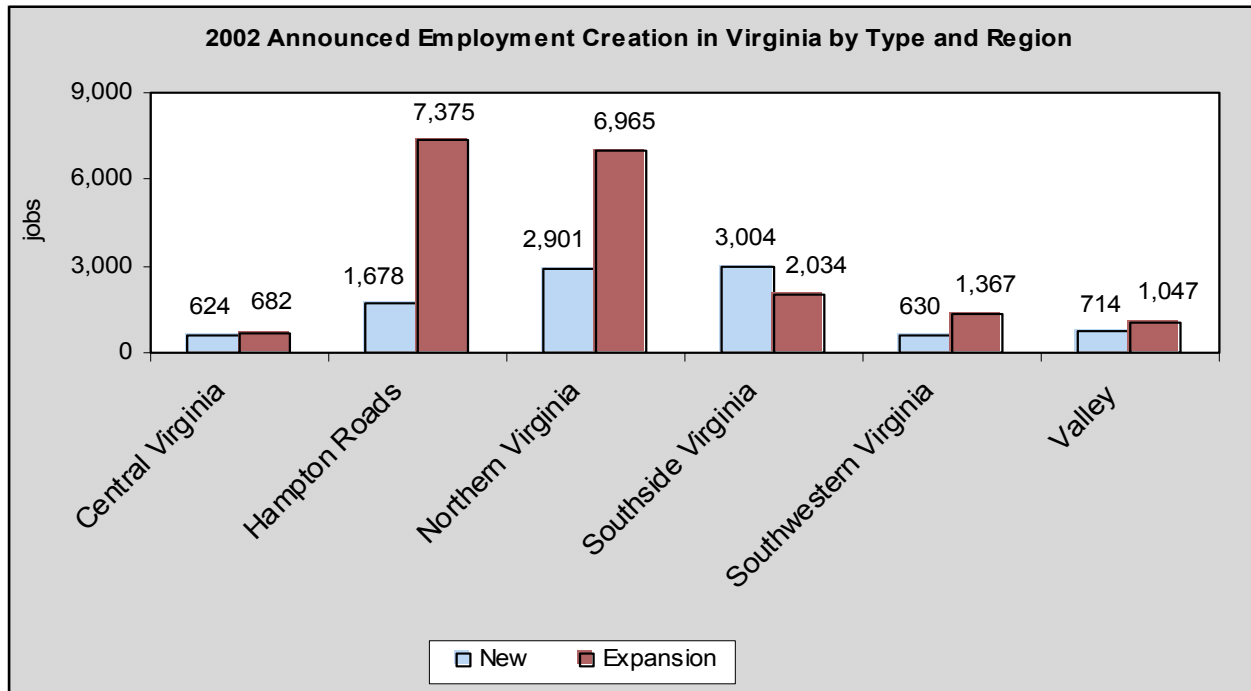
The 2002 investment leaders for nonmanufacturing were Utilities (\$402 million), Technical Services (\$209 million), and Distribution –

Nondurables (\$152 million). The top three sectors represented 79.7% of nonmanufacturing investments and 31.2% of all investments announced in the year.

Ranked by employment announced, the leading industry groups were Technical Services (8,422 jobs), Telecommunications (3,431 jobs), and Administrative Services (2,844 jobs). Those sectors accounted for 72.0% of all nonmanufacturing employment and 48.0% of all employment announced in 2002.

REGIONAL ECONOMIC DEVELOPMENTS

VEDP divides Virginia into six geographic regions for its analytical purposes (Table 5). In terms of announced investment, the leading regions were Northern Virginia (\$703 million), Central Virginia (\$671 million), and Southside Virginia (\$351 million). The top three regions accounted for 70.7% of 2002's total invest-



ments. For planned employment, the big regions were Northern Virginia (9,866 jobs), Hampton Roads (9,053 jobs), and Southside Virginia (5,038 jobs). These leading regions registered 78.2% of all planned employment creation in 2002.

SOUTHWESTERN VIRGINIA

Virginia's Southwestern region received 33 announcements in 2002, 8 of which were new to the region. These announcements should lead to the creation of 1,997 jobs and investments of \$211.65 million. Announcements by firms expanding operations in the region accounted for 68.5% of Southwestern Virginia's employment and 56.6% of its investment during the year.

The largest employment announcement for the Southwest occurred in nonmanufacturing as Sykes Enterprises plans to expand its call center in Wise County with the addition of 250 jobs and \$1 million investment. The largest investment announcement came from The Pepsi Bottling Group Inc.'s new \$65 million, 200-job bottling plant in Wythe County. Other significant announcements for the region included Lear Corp.'s \$9 million, 200-job expansion of its automotive interior systems plant in Russell County; Klöckner Pentaplast of America Inc.'s two expansions of its rigid plastics films plant totaling \$39 million investment and the creation of 128 jobs in Wythe County; and Luna Energy's 90-job expansion of its fiber optic sensors facility in Montgomery County.

SOUTHSIDE VIRGINIA

During 2002, the Virginia's Southside region recorded plans to create 5,038 jobs and investment of \$350.82 million. Of the region's 50 announcements, 30 were for expanded facilities. Expansions accounted for 61.0% of the capital investment and 40.4% of the announced new jobs.

The top job creation announcement for the Southside came from Unique Industries Inc.'s new \$19.6 million, 420-job party goods distribution center in Pittsylvania County. The region's leading investment announcement was the \$49.9 million expansion of Star Scientific Inc.'s smokeless tobacco processing plant in Mecklenburg County that will add 315 jobs. Leading announcements for the region also included the new \$5 million, 250-job Martinsville headquarters of Axiom Technologies, a manufacturer of advanced engineered ceramic materials; Abbott Laboratories, Ross Products Division's \$29 million, 61-job expansion of its Campbell County nutritional products plant; and Cerxon Microtechnologies LLC's new \$6.5 million, 250-job microelectronic components facility in Henry County.

VALLEY REGION

For 2002, this region's announcements totaled 1,761 jobs and \$207.92 million in investments. The Valley registered 24 announcements, 19 of which were expansions of existing facilities. Expansions accounted for 59.5% of the employment and 71.8% of the investment in the region.

The Valley's largest announcement in terms of both employment and investment was SYSCO Corp.'s new \$53 million, 388-job foodservice redistribution center in Warren County. Other notable projects included the \$45 million planned investment by Rubbermaid Commercial Products Inc. to expand its research and development functions at its Winchester plant that will create 250 jobs; KVK Precision Specialties Inc.'s \$8 million, 150-job expansion of its precision automotive machining plant in Page County; and U.S. Foodservice Inc.'s \$22 million, 200-job expansion of its Salem distribution center.

NORTHERN VIRGINIA

In 2002, Northern Virginia recorded announcements of 9,866 jobs and capital investments of \$703.30 million. Of the region's 102 announcements, 76 were for expansions. Existing firms in Northern Virginia accounted for 70.6% of its announced jobs, but only 23.4% of its capital investments.

As mentioned earlier, Northern Virginia had leading announcements for the state with Eli Lilly and BAE Systems. Other noteworthy announcements in the region include the government information technology and engineering services firm, STG Inc.'s 700-employee, \$15 million expansion of its headquarters in Fairfax County; the new \$25 million Microsoft Innovation and Technology Conference Center that will create 100 jobs; and Comcast Cable Communications Inc.'s new \$22 million,

200-job technology support center in Prince William County.

CENTRAL VIRGINIA

In 2002, Central Virginia attracted 1,306 jobs and \$670.89 million in investment. The region recorded 41 announcements for the year, 21 of which were expansions. Central Virginia's expansions accounted for 52.2% of its announced jobs, but only 35.0% of its capital investment.

Central Virginia's largest jobs announcement came from Eagle Tele-Services' new 185-job, \$2 million road-side assistance call center for trucking companies in Henrico County. The top investment announcement for the region was the previously mentioned new \$400 million, 30-job electric power generation plant in Fluvanna County by Tenaska. Other significant announcements include the 180-job, \$2 million expansion of Danaher Power Solutions' power quality and reliability products plant in Henrico County; Philip Morris' previously mentioned \$125 million expansion of its Richmond cigarette manufacturing facility; and Dupont Advanced Fibers Division's \$57 million, 20-job expansion of its synthetic fibers plant in Chesterfield County.

HAMPTON ROADS

For the year, Hampton Roads registered announcements for 9,053 jobs and investments of \$246.43 million. Expansions were responsible for 44 of the region's 65 announcements in 2002. The region's expansions accounted

for 81.5% of its announced employment and 56.7% of its capital investment.

As mentioned earlier, Hampton Roads had leading employment announcements for the state with Abacus Communications and Teletech Holdings. In terms of capital investment, the largest announcement came from Target Corp.'s new \$65 million, 500-job East Coast import warehouse in Suffolk. Notable announcements also include Ford Motor Co.'s 250-job, \$25 million expansion of its Norfolk pickup truck plant; the new \$10 million, 55-job Virginia Beach headquarters for secure photo identification card manufacturer, SafeCard ID Inc.; and the new TDS US 210-job, \$2 million automotive parts subassembly, sequencing, and distribution facility in Chesapeake that will support the Ford plant.

LOCAL ECONOMIC DEVELOPMENTS

TOTAL ANNOUNCEMENTS

Eighty-one of Virginia's 134 counties and cities were represented in the 320 announcements for 2002 (Table 6). Fairfax County received the most announced employment with 7,148 jobs. Fairfax County benefited from having five of the top twenty employment announcements. Rounding out the top five employment announcements were Virginia Beach (3,894 jobs), Hampton (2,725 jobs), Prince William County (1,738 jobs), and Henry County (1,142 jobs).

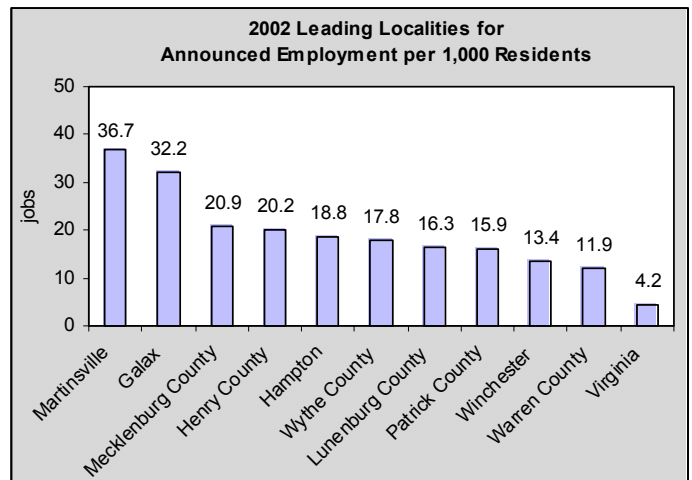
Prince William County led all localities in capital investments with \$497 million. Prince William County benefited from having the top

investment announcement in the state, Eli Lilly. The remaining top five localities for investments were Fluvanna County (\$400 million), Fairfax County (\$159 million), the City of Richmond (\$131 million), and Wythe County (\$125 million).

PER CAPITA ANNOUNCEMENTS

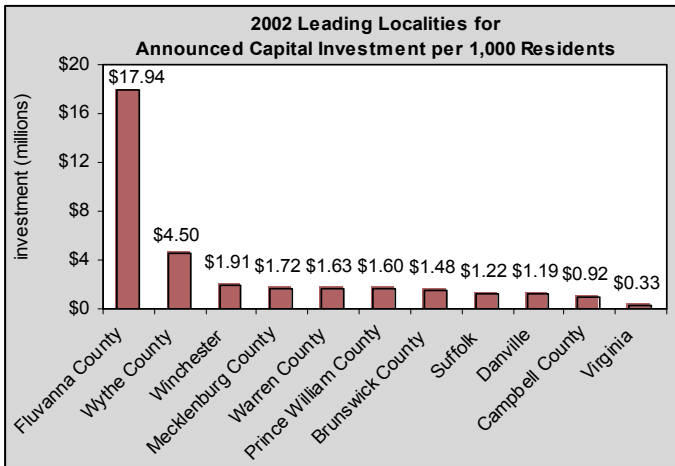
Analyzing economic development activity by locality on a per capita basis shows how the localities compare to each other on a relative basis by weighting the totals according to each locality's population. Using the population estimates from the Weldon Cooper Center for Public Service and VEDP's economic development activity totals, Virginia as a whole in 2002 registered 4.2 jobs created and \$334,669 in capital investments per 1,000 residents (Table 7).

Of the 76 counties and cities that recorded employment creation announcements in 2002, 31 localities were at the Virginia average or higher and 45 localities were below the statewide average. The top five localities for announced employment creation per 1,000



residents were Martinsville, Galax, Mecklenburg County, Henry County, and Hampton.

For the 75 localities with announced capital investments in 2002, 29 were above the Virginia per capita average and 46 were below it. The top five localities for capital investment announcements per 1,000 residents were Fluvanna County, Wythe County, Winchester, Mecklenburg County, and Warren County.

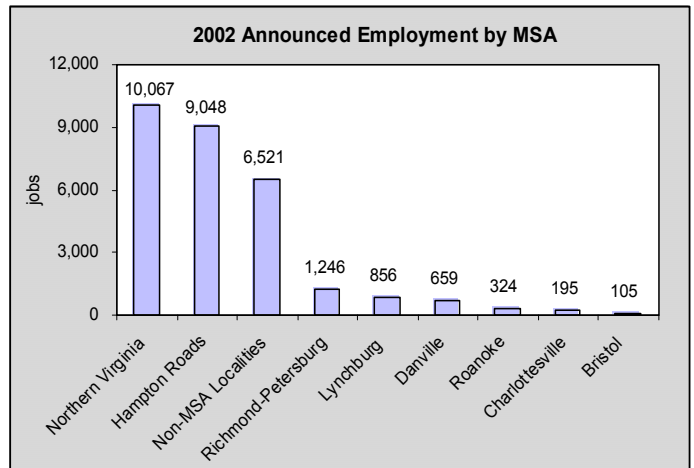


OTHER ECONOMIC DEVELOPMENTS

METROPOLITAN STATISTICAL AREAS

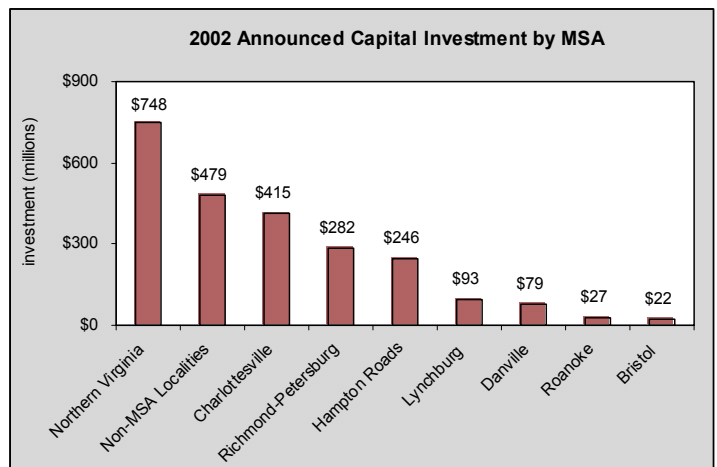
There are eight Metropolitan Statistical Areas (MSAs) completely or partially located in Virginia (Table 8). MSAs, which are defined by the U.S. Bureau of the Census, consist of urban areas and their surrounding counties. As compared to the state as a whole, Virginia's MSAs accounted for 69.2% of new job creation and 88.8% of new capital investment announced in 2002. MSAs represented 75.4% of employment creation and 64.9% of capital investment from expansions for the year.

In terms of announced employment creation during 2002, the leading MSAs in the



Commonwealth were the Virginia portion of the Washington D.C. MSA (10,067 jobs), the Virginia portion of the Norfolk-Newport News-Virginia Beach MSA (9,048 jobs), and the Richmond-Petersburg MSA (1,246 jobs). Including the non-MSA localities in the comparison, the rural areas would rank ahead of Richmond-Petersburg with 6,521 jobs announced.

For announcements of capital investment, the top MSAs were Northern Virginia (\$748 million), Charlottesville (\$415 million), and Richmond-Petersburg (\$282 million). By investments, the announced total for the rural, non-MSA areas of \$479 million would put them in second place.



PLANNING DISTRICT COMMISSIONS

Virginia contains 21 Planning District Commissions (PDCs). These regional groups develop comprehensive plans for promoting economic and physical growth in their areas. All 21 PDCs recorded announcements during the year (Table 9). Five PDCs saw total employment announcements of over 1,000 jobs, and seven PDCs recorded combined capital investment plans of \$100 million or more.

For 2002, the Northern Virginia PDC ranked number one in terms of employment, 9,469 jobs, and investment, \$678 million. The Hampton Roads PDC placed second in terms of employment with 9,048 jobs, and the West

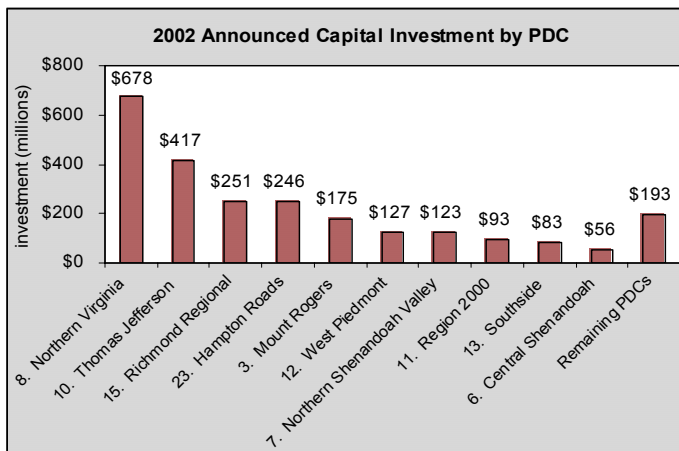
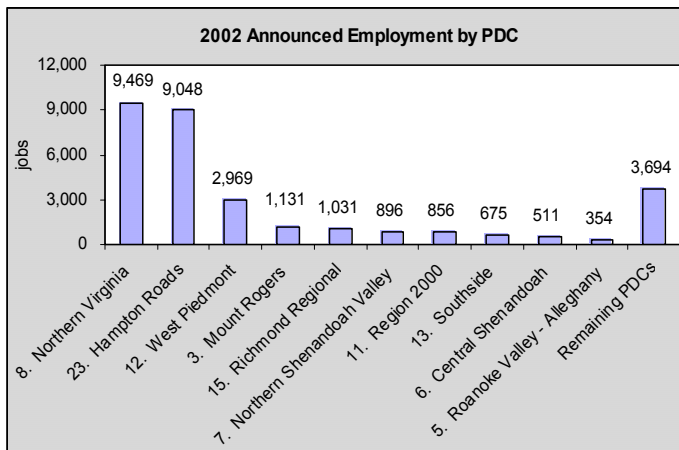
Piedmont PDC registered third for employment with 2,969 jobs. The Thomas Jefferson PDC ranked second for investments with planned investments of \$417 million, and the Richmond Regional PDC ranked third for investments with \$251 million.

FOREIGN INVESTMENT IN VIRGINIA

Investments made by foreign companies constitute an important part of Virginia's economic development activity. During 2002, 33 foreign affiliated announcements were made for the creation of 2,240 jobs and the investment of \$191.73 million (Table 10).

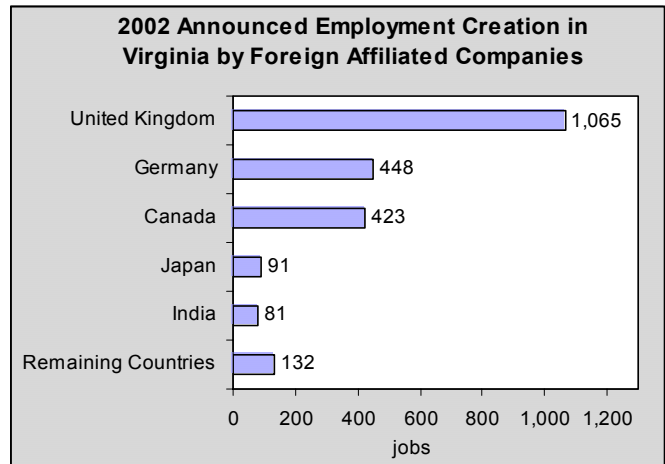
Foreign announcements originated from 12 different countries (Table 11). Leading the way in foreign investment in the Commonwealth was the United Kingdom at \$67 million. Combined with Germany's \$54 million, the top two countries accounted for 62.8% of foreign investment for the year. Notable foreign affiliated investment announcements included the previously mentioned \$51.6 million, 1,000-job expansion of the BAE Systems (United Kingdom) headquarters in Fairfax County; the two expansions by Klöckner Pentaplast (Germany) totaling \$39 million, 128 jobs announced in Wythe County; and EsselPropack America LLC's (India) new \$21 million toothpaste tube plant in Danville that will create 81 new jobs.

The United Kingdom was the top country for employment generated by foreign affiliated companies with 1,065 jobs announced. Including the 448 jobs from German affiliated companies, the top two countries represented



67.5% of foreign affiliated employment generated in 2002. Two of the leading foreign affiliated investment announcements were also significant foreign affiliated employment announcements: BAE Systems (United Kingdom) and Klöckner Pentaplast (Germany). Other notable foreign affiliated employment announcements included the 205-job, \$9 million expansion of Narroflex Inc.'s (Canada) elastic products textile plant in Patrick County, and STIHL Inc.'s (Germany) 150-job expansion of its handheld power tools facility in Virginia Beach.

Foreign investment occurred in 13 industrial groups as defined by the NAICS codes. Virginia industries receiving the most employment from foreign affiliated companies in 2002 were Technical Services (1,125 jobs),



Textile Mills (338 jobs), Plastics and Rubber Products (229 jobs), Machinery (166 jobs), and Food Products (115 jobs). For the year, leading sectors of foreign investment announcements were Plastics and Rubber Products (\$62 million), Technical Services (\$61 million), Chemicals (\$26 million), Food Products (\$21 million), and Textile Mills (\$12 million).



EMPLOYMENT CREATION AND CAPITAL INVESTMENT IN VIRGINIA

2002 VIRGINIA ANNOUNCEMENTS

Company Name	Location	MFG	Type	Business	Employment	Investment (millions)
Biotage Inc.	Albemarle County	M	E	HQ, pharmaceutical purification products	25	\$11.00
	Albemarle County Totals			1 announcement	25	\$11.00
American Association for Marriage & Family Therapy	Alexandria	N	N	Professional association	30	\$3.85
Halifax Corp.	Alexandria	N	E	Information technology services	76	\$0.00
Secucontrol Inc. *	Alexandria	N	N	Distribution center, test equipment for utility industry	15	\$0.20
Thales *	Alexandria	N	E	North American HQ, electronic systems for aerospace, defense	0	\$1.00
	Alexandria Totals			4 announcements	121	\$5.05
Bacova Guild Ltd.	Alleghany County	M	E	Textile bath accessories	30	\$1.50
	Alleghany County Totals			1 announcement	30	\$1.50
Cordiem LLC	Arlington County	N	N	Airline Internet exchange	75	\$1.00
Interstate Hotels & Resorts/MeriStar Hospitality Corp.	Arlington County	N	N	HQ, hotel management and real estate investment trust	270	\$13.70
	Arlington County Totals			2 announcements	345	\$14.70
Cerro Metal Products Co.	Augusta County	M	E	Die cast brass forgings	125	\$10.00
NIBCO of Virginia Inc.	Augusta County	M	E	Copper fittings	0	\$15.00
	Augusta County Totals			2 announcements	125	\$25.00
Mosaic Designworks	Bath County	M	E	Textiles, print and process	12	\$0.00
	Bath County Totals			1 announcement	12	\$0.00
Barr Laboratories Inc.	Bedford County	M	E	Pharmaceuticals	75	\$7.00
	Bedford County Totals			1 announcement	75	\$7.00
Altec Industries	Botetourt County	M	E	Work vehicles for utilities	10	\$0.00
Global Stone James River Inc.	Botetourt County	M	E	Limestone products	0	\$1.10
Koyo Steering Systems USA Inc. *	Botetourt County	M	E	Electronic steering systems	31	\$0.00
	Botetourt County Totals			3 announcements	41	\$1.10
Brick & Tile Corp.	Brunswick County	M	E	Bricks	0	\$27.00
	Brunswick County Totals			1 announcement	0	\$27.00
Abbott Laboratories, Ross Products Division	Campbell County	M	E	Nutritional products	61	\$29.00
Appomattox River Manufacturing Co.	Campbell County	M	E	Assemble and repair wood furniture	40	\$0.14
Jensen Activewear Inc.	Campbell County	M	N	T-shirts for military	200	\$0.25
MidAtlantic Printers Ltd.	Campbell County	M	E	HQ, printing services	25	\$3.00
Owens-Brockway Plastic Products Inc.	Campbell County	M	N	Plastic bottles for pharmaceutical industry	50	\$14.50
Recovery Technologies Group Inc.	Campbell County	M	E	Tire shredding and remanufacturing	20	\$0.00
	Campbell County Totals			6 announcements	396	\$46.89
Kentucky Derby Hosiery	Carroll County	M	E	Socks	72	\$10.70
Magnolia Manufacturing Co.	Carroll County	M	E	Ring spun yarn	25	\$10.00

EMPLOYMENT CREATION AND CAPITAL INVESTMENT IN VIRGINIA

Company Name	Location	MFG	Type	Business	Employment	Investment (millions)
Paxar Corporation	Carroll County	M	E	Tags and labels	90	\$3.00
	Carroll County Totals			3 announcements	187	\$23.70
Appomattox River Manufacturing Co.	Charlotte County	M	E	Wooden kitchen cabinets	50	\$1.00
	Charlotte County Totals			1 announcement	50	\$1.00
Questerra Inc.	Charlottesville	N	N	Internet-based software	35	\$1.50
Visi-Trak Worldwide	Charlottesville	M	N	Process controls for automobiles, die castings	5	\$0.50
	Charlottesville Totals			2 announcements	40	\$2.00
Allied Systems Ltd.	Chesapeake	N	E	Trucking services	0	\$2.50
Anteon Corp.	Chesapeake	N	E	IT and engineering services, government contractor	40	\$0.05
BakeFresh Manufacturing Co.	Chesapeake	M	E	Baked goods for 7-Eleven stores	30	\$0.00
Bernard C. Harris Publishing Co. Inc.	Chesapeake	N	E	Call center, directory publishing	125	\$5.00
Chesapeake Energy Center	Chesapeake	N	E	Electric power generation	0	\$1.07
Gregory Poole Equipment Co. Inc.	Chesapeake	N	N	Material handling equipment, distribution & maintenance	15	\$0.75
Innovations in Transportation Inc. *	Chesapeake	N	E	Integrated transportation tracking system	34	\$1.20
Mitsubishi Chemical America Inc. *	Chesapeake	M	E	Organic photoconductor cylinders	0	\$0.31
Oceanering International	Chesapeake	M	E	Ship repair	100	\$1.75
Pitney Bowes	Chesapeake	N	E	Customer service center	69	\$0.40
TDS US	Chesapeake	N	N	Auto parts subassembly, sequencing and distribution	210	\$2.40
Teltek Sales Inc.	Chesapeake	N	E	Distribution center, telecommunications equipment	10	\$0.50
Visteon Corporation	Chesapeake	M	N	Plastic fuel tank systems	42	\$17.00
	Chesapeake Totals			13 announcements	675	\$32.93
Compass Energy Services	Chesterfield County	N	N	HQ, energy procurement consulting firm	8	\$0.50
Dominion Generation	Chesterfield County	N	E	Electric power generation	0	\$0.73
Dupont, Advanced Fibers Division	Chesterfield County	M	E	Synthetic fibers/Kevlar	20	\$57.00
Haverty's Furniture Company	Chesterfield County	N	E	Distribution center, furniture	75	\$6.50
Mitsubishi Gas Chemical Co. Ltd. *	Chesterfield County	M	N	Nylon-MXD6	30	\$15.00
Pacific Beverages LLC	Chesterfield County	M	N	HQ, instant powder for chai beverages	8	\$0.15
Scientific Testing Laboratories Inc.	Chesterfield County	N	E	Drug testing	14	\$1.00
U.S. Freightways	Chesterfield County	N	N	Distribution center for Sara Lee Coffee & Tea	25	\$3.50
Young Ahn Hats	Chesterfield County	M	N	Hats	15	\$0.80
	Chesterfield County Totals			9 announcements	195	\$85.18
Jackson River Enterprises	Covington	M	E	Recycled products	0	\$0.16
	Covington Totals			1 announcement	0	\$0.16
AttoTek	Culpeper County	N	E	Software R&D, defense contractor	40	\$1.20
Competitive Innovations LLC	Culpeper County	N	E	E-government/e-business solutions consulting	40	\$1.00
	Culpeper County Totals			2 announcements	80	\$2.20
Columbia Flooring	Danville	M	E	Hardwood flooring	50	\$1.60
EsselPropack America LLC *	Danville	M	N	Toothpaste tubes	81	\$21.00

2002 YEAR END REPORT

EMPLOYMENT CREATION AND CAPITAL INVESTMENT IN VIRGINIA

Company Name	Location	MFG	Type	Business	Employment	Investment (millions)
Nestle USA Inc., Refrigerated Food Division *	Danville	M	E	Prepared cookie dough	50	\$5.50
Universal Leaf Tobacco Company Inc.	Danville	M	E	Leaf tobacco processing	38	\$28.00
	Danville Totals			4 announcements	219	\$56.10
Mullins Ammunition	Dickenson County	M	E	Lead free ammunition	37	\$0.56
	Dickenson County Totals			1 announcement	37	\$0.56
Creative Playthings Ltd.	Emporia	M	E	Wooden swing sets	30	\$2.70
Steelfab of Virginia	Emporia	M	E	Steel fabrication	30	\$2.30
	Emporia Totals			2 announcements	60	\$5.00
AAC Associates	Fairfax County	N	E	Network solutions and security software	25	\$0.00
Ableclick *	Fairfax County	N	E	Internet marketing software	1	\$4.00
Access National Bank	Fairfax County	N	E	Business banking services	17	\$0.00
Access National Mortgage Corp.	Fairfax County	N	E	Mortgage services	15	\$0.00
Affiliated Computer Services	Fairfax County	N	E	IT outsourcing solutions, government contractor	102	\$1.25
Ai Metrix	Fairfax County	N	N	Broadband network solutions	40	\$0.00
American Systems Corporation	Fairfax County	N	E	Systems engineering services	30	\$0.00
Appian Corporation	Fairfax County	N	E	Information technology consulting	80	\$0.00
Approva Corp.	Fairfax County	N	N	Information technology consulting	30	\$0.00
Argon Engineering Associates	Fairfax County	N	E	Systems engineering	250	\$13.50
Arrowhead Space & Telecommunications	Fairfax County	N	N	Telecommunications services and IT solutions	250	\$0.00
ASD Global	Fairfax County	N	N	HQ, software and systems integration	150	\$0.00
Associated Design and Manufacturing Co.	Fairfax County	M	N	Contract machining and manufacturing	15	\$0.00
BAE Systems North America *	Fairfax County	N	E	Integrated Systems HQ, defense contractor	1,000	\$51.60
Boeing Air Traffic Management Divison	Fairfax County	N	E	HQ, air traffic control systems	100	\$0.00
China Telecom USA *	Fairfax County	N	N	Telecommunications services	30	\$0.00
Cognos *	Fairfax County	N	E	Custom business software	50	\$0.00
Covance Laboratories Inc.	Fairfax County	N	E	Pharmaceuticals research	0	\$19.75
Cox Communications	Fairfax County	N	E	HQ, cable television and Internet provider	60	\$0.00
Daston Corporation	Fairfax County	N	E	IT consulting for US Government	130	\$0.00
DevElements Inc.	Fairfax County	N	E	IT consulting and integrations	42	\$0.00
Digital Sandbox	Fairfax County	N	E	Risk management software solutions	30	\$0.00
EDO Professional Services	Fairfax County	N	E	IT, engineering, and management services	25	\$0.00
EER Systems Inc.	Fairfax County	N	E	Information technology consulting	225	\$0.00
Enternet Technologies Inc.	Fairfax County	N	E	Internet search engine	23	\$0.30
EYT	Fairfax County	N	E	Systems integration and managed services	15	\$0.00
FedEx Corp.	Fairfax County	N	E	Distribution center, parcel shipping	0	\$3.00
FirstWave	Fairfax County	N	N	Systems integration, CRM solutions	50	\$0.00
gedas USA Inc.	Fairfax County	N	E	Software development	55	\$2.00
Gemplex	Fairfax County	N	E	Networking services provider	75	\$0.00
Global Systems & Strategies Inc.	Fairfax County	N	E	Network solutions	23	\$0.00

EMPLOYMENT CREATION AND CAPITAL INVESTMENT IN VIRGINIA

Company Name	Location	MFG	Type	Business	Employment	Investment (millions)
GuideComm Systems Inc.	Fairfax County	N	E	E-commerce, telecommunications systems integration	15	\$1.00
Horne Engineering Services	Fairfax County	N	E	IT and engineering services	40	\$0.00
Icode Inc.	Fairfax County	N	E	Software	20	\$0.00
Immix Group	Fairfax County	N	E	Management consulting firm	15	\$0.00
INDUS Corporation	Fairfax County	N	E	IT and web solutions	50	\$0.00
Innovative Technology Applications Inc.	Fairfax County	N	E	Multimedia software applications	260	\$0.00
InteliTarget.com Inc.	Fairfax County	N	E	Information technology consulting	106	\$1.00
Interliant	Fairfax County	N	E	Managed infrastructure solutions	15	\$0.00
JB Cubed Inc.	Fairfax County	N	E	Information technology solutions	20	\$0.00
Keane Federal Systems	Fairfax County	N	E	Application software, government contractor	250	\$3.75
L-3 Communications Analytics	Fairfax County	N	E	Secure IT and communications systems	25	\$0.00
ManTech International Corporation	Fairfax County	N	E	IT solutions and technical services	52	\$0.00
Maximus	Fairfax County	N	E	IT consulting, government contractor	15	\$0.00
McDonald Bradley	Fairfax County	N	E	IT services, government contractor	95	\$0.00
Microsoft Innovation & Technology Conference Center	Fairfax County	N	N	Technology center, government services	100	\$25.00
Mitel Networks *	Fairfax County	N	E	IP communications solutions	15	\$0.00
Mitretek Systems	Fairfax County	N	E	HQ, scientific research and systems engineering	100	\$0.00
Multicity	Fairfax County	N	E	Internet service provider	25	\$0.00
Mythic Entertainment Inc.	Fairfax County	N	E	Online computer games	30	\$0.00
NCI Information Systems Inc.	Fairfax County	N	E	IT services, government contractor	25	\$0.00
Northrop Grumman	Fairfax County	N	E	Software	600	\$6.20
NSG Data.com Inc.	Fairfax County	M	E	Telecom hardware and software	75	\$2.00
Oracle Corp.	Fairfax County	N	E	Software	100	\$0.00
PEC Solutions Inc.	Fairfax County	N	E	IT services, government contractor	553	\$0.00
Planning Systems Inc.	Fairfax County	N	E	HQ, IT and engineering services, government contractor	25	\$0.00
Plesk Inc.	Fairfax County	N	E	Web hosting software	60	\$0.00
Ricciardi Technologies Inc.	Fairfax County	N	N	IT solutions and consulting	25	\$0.00
SoftBase Consulting Inc.	Fairfax County	N	N	E-business solutions	20	\$0.00
Sonic Telecom	Fairfax County	N	E	Teleconference facility	126	\$3.00
Sophia Wireless Inc.	Fairfax County	M	E	Hardware for wireless industry	41	\$1.50
STG Inc.	Fairfax County	N	E	HQ, IT and engineering services, government contractor	700	\$15.00
Surety Inc.	Fairfax County	N	E	Digital security services	10	\$0.50
Systemneeds Inc. *	Fairfax County	N	E	Integrated security solutions	25	\$0.00
Systems Management Engineering Inc.	Fairfax County	N	E	IT solutions and software development	28	\$0.00
TalkingNets Inc.	Fairfax County	N	E	Telecommunications and Internet provider	28	\$0.00
Titan Systems - Applied Technology Group	Fairfax County	N	E	IT solutions, defense contractor	25	\$0.00
Trusted Advisors Mortgage LLC	Fairfax County	N	N	Mortgage services	30	\$0.00
UshaComm	Fairfax County	N	N	Convergent billing software	30	\$1.50
Vfirm	Fairfax County	N	E	IT solutions for small businesses	25	\$0.00
Vistrionix	Fairfax County	N	E	Systems integration services	125	\$2.00

EMPLOYMENT CREATION AND CAPITAL INVESTMENT IN VIRGINIA

Company Name	Location	MFG	Type	Business	Employment	Investment (millions)
WAM!NET Government Services	Fairfax County	N	N	Secure enterprise networks, HQ Government Services Div.	200	\$1.50
WareOnEarth	Fairfax County	N	E	Internet-based solutions, government contractor	45	\$0.00
WebSurveyor Corp.	Fairfax County	N	E	Software for web-based surveys	25	\$0.00
Withya	Fairfax County	N	N	Information technology solutions	16	\$0.00
	Fairfax County Totals			75 announcements	7,148	\$159.35
Dreaming Creek Timber Frame Homes Inc.	Floyd County	M	E	Timber frame building components	33	\$1.00
	Floyd County Totals			1 announcement	33	\$1.00
Tenaska Inc.	Fluvanna County	N	N	Electric power generation	30	\$400.00
	Fluvanna County Totals			1 announcement	30	\$400.00
Trinity Packaging Corp.	Franklin County	M	N	Plastics packaging	300	\$9.10
	Franklin County Totals			1 announcement	300	\$9.10
New World Pasta	Frederick County	M	E	Pasta	28	\$15.00
	Frederick County Totals			1 announcement	28	\$15.00
Turman Hardwood Flooring Inc.	Galax	M	N	Hardwood flooring	161	\$2.50
Vaughan Furniture Co.	Galax	N	E	Distribution center, furniture	55	\$0.00
	Galax Totals			2 announcements	216	\$2.50
United Hydraulics Inc.	Giles County	M	N	Hydraulic equipment	70	\$3.20
	Giles County Totals			1 announcement	70	\$3.20
Performance Food Group Inc.	Goochland County	N	E	HQ, food service distribution	0	\$4.00
	Goochland County Totals			1 announcement	0	\$4.00
Independence Water Group	Grayson County	M	N	Bottled water	13	\$2.30
Nautilus	Grayson County	M	E	Exercise equipment	2	\$1.40
	Grayson County Totals			2 announcements	15	\$3.70
Continental Laboratory Products	Greene County	N	N	Distribution center, medical equipment	100	\$1.50
	Greene County Totals			1 announcement	100	\$1.50
Biomat USA Inc.	Hampton	N	N	Plasma processing center	25	\$1.40
Catalina Cylinders	Hampton	M	E	Aluminum cylinders	40	\$0.00
COMTek	Hampton	N	N	Computer systems integration	200	\$0.00
Howmet Corp.	Hampton	M	E	Cast metal parts	0	\$14.00
Metro Productions	Hampton	N	N	Film and multi-media productions	30	\$0.25
Portfolio Recovery Associates	Hampton	N	E	Call center, consumer debt collection	280	\$2.00
Teletech Holdings Inc.	Hampton	N	E	Call center, customer management services	2,150	\$8.00
	Hampton Totals			7 announcements	2,725	\$25.65
AERC.com Inc.	Hanover County	N	N	Fluorescent light recycling	10	\$1.20
Gregory Poole Equipment Co. Inc.	Hanover County	N	N	Material handling equipment, distribution & maintenance	15	\$0.75
	Hanover County Totals			2 announcements	25	\$1.95

EMPLOYMENT CREATION AND CAPITAL INVESTMENT IN VIRGINIA

Company Name	Location	MFG	Type	Business	Employment	Investment (millions)
Baxter Healthcare Corp.	Harrisonburg	N	N	Plasma processing center	50	\$1.60
	Harrisonburg Totals			1 announcement	50	\$1.60
Alfa Laval Thermal Inc. *	Henrico County	M	E	Corporate HQ, heat exchangers	12	\$0.90
CarMax Auto Superstores Inc.	Henrico County	N	E	National HQ, car dealerships	8	\$2.00
Chasens Business Interiors	Henrico County	N	E	HQ, distributor of business furniture	5	\$1.10
Comcast Cable Communications Inc.	Henrico County	N	E	Call center, cable TV and Internet provider	120	\$2.00
Danaher Power Solutions	Henrico County	M	E	Power quality and reliability products and services	180	\$1.70
Eagle Tele-Services	Henrico County	N	N	Call center, road-side assistance for trucking companies	185	\$1.50
Emc2 Corporation	Henrico County	N	N	Data center	40	\$1.50
FiberPlus	Henrico County	N	N	Fiber optic cable contractor	45	\$0.25
First Health Services Corp.	Henrico County	N	E	HQ, healthcare management & information services	135	\$2.40
Hewlett-Packard Co.	Henrico County	M	E	Laser printers	9	\$3.51
Inmed Inc.	Henrico County	N	E	Biotechnology and pharmaceuticals research	0	\$4.50
NWY Incorporated	Henrico County	N	N	Distribution center, food products	14	\$1.75
REMEC Broadband	Henrico County	N	N	Wireless communications infrastructure development	16	\$0.50
T.E.A. Components *	Henrico County	M	N	Universal joints and transmission parts	3	\$0.30
Wella Manufacturing of Virginia *	Henrico County	M	E	Hair care products	31	\$4.72
	Henrico County Totals			15 announcements	803	\$28.63
A.C. Furniture	Henry County	M	N	Institutional furniture	50	\$0.50
Activewear Inc.	Henry County	M	N	Fleece fabric	405	\$5.00
Carolina Quality Components	Henry County	M	N	Cut-to-size furniture panels	65	\$0.50
Cerxon Microtechnologies LLC	Henry County	M	N	Microelectronic components	250	\$6.50
Knauss Snack Food Company	Henry County	M	N	Meat snacks	105	\$5.70
Nautica Enterprises Inc.	Henry County	N	E	Distribution center, apparel	150	\$5.00
Sara Lee Activewear	Henry County	N	E	Distribution center, apparel	77	\$0.00
VF Imagewear Inc.	Henry County	N	E	Call center, knitwear	40	\$0.00
	Henry County Totals			8 announcements	1,142	\$23.20
Airgas Inc.	Hopewell	M	N	Dry ice and liquid carbon dioxide	50	\$10.00
	Hopewell Totals			1 announcement	50	\$10.00
Smithfield Foods Inc.	Isle of Wight County	M	E	Corporate HQ, meat processing	0	\$8.50
	Isle of Wight County Totals			1 announcement	0	\$8.50
AVID Medical Inc.	James City County	M	E	Medical equipment	150	\$3.50
INCOGEN	James City County	N	E	Genetic and biological research	40	\$0.00
	James City County Totals			2 announcements	190	\$3.50
Universal Aggregates LLC	King George County	M	N	Aggregate construction materials	10	\$13.25
	King George County Totals			1 announcement	10	\$13.25

EMPLOYMENT CREATION AND CAPITAL INVESTMENT IN VIRGINIA

Company Name	Location	MFG	Type	Business	Employment	Investment (millions)
Coldwater Veneer	King William County	M	E	Wood veneer	15	\$2.30
Hackney Millwork	King William County	M	N	Commercial cabinetry services	12	\$0.00
West Point Veneer	King William County	N	E	Warehouse, veneer products	20	\$0.53
	King William County Totals			3 announcements	47	\$2.83
Bay Specialties Inc.	Lancaster County	M	E	Custom glass imprinting	5	\$0.50
	Lancaster County Totals			1 announcement	5	\$0.50
Apptix	Loudoun County	N	E	Software	54	\$1.00
Micro Warehouse Gov/Ed Inc.	Loudoun County	N	N	Division HQ, government and education computer services	58	\$0.00
Zestron Corp. *	Loudoun County	M	E	Cleaning chemicals for semiconductor industry	5	\$0.25
	Loudoun County Totals			3 announcements	117	\$1.25
A/D Fire Protection Systems Corp. *	Louisa County	M	N	Fire-retardant foam	20	\$2.00
	Louisa County Totals			1 announcement	20	\$2.00
Greenridge Environmental Corporation	Lunenburg County	N	N	Environmental remediation services	165	\$9.55
Pennington Seed Inc.	Lunenburg County	M	E	Wood pellets	24	\$1.00
Unique Finishing Inc.	Lunenburg County	M	E	Door molding, finishing	24	\$0.00
	Lunenburg County Totals			3 announcements	213	\$10.55
Bausch & Lomb	Lynchburg	N	E	Distribution center, contact lenses and eye surgery products	35	\$2.00
Framatome ANP Inc. *	Lynchburg	N	E	Engineering and training services	0	\$4.00
Frito-Lay Inc.	Lynchburg	M	E	Snack foods	100	\$30.00
Norcraft Companies LLC	Lynchburg	M	N	Wood cabinets	250	\$3.50
	Lynchburg Totals			4 announcements	385	\$39.50
Children's Group Inc.	Madison County	N	N	Toys, merchandising and product development	32	\$0.00
	Madison County Totals			1 announcement	32	\$0.00
American of Martinsville	Martinsville	M	E	Institutional wood furniture	75	\$0.00
Axiom Technologies	Martinsville	M	N	HQ, advanced engineered ceramic materials, defense industry	250	\$5.00
Civic Development Group	Martinsville	N	E	Call center, telemarketing	125	\$0.00
Southern Finishing Co. Inc.	Martinsville	M	N	Wood furniture components	108	\$1.50
	Martinsville Totals			4 announcements	558	\$6.50
Carlisle Motion Control Industries Inc.	Mecklenburg County	M	E	Heavy truck brake linings	30	\$0.00
PalletOne Inc.	Mecklenburg County	M	N	Lumber processing for wood pallets	15	\$0.00
Red Oak E-Commerce Solutions Inc.	Mecklenburg County	N	N	Workers' compensation software and consulting services	40	\$3.00
Sherwood Foods Inc.	Mecklenburg County	M	E	Confectionary products	275	\$2.75
Star Scientific Inc.	Mecklenburg County	M	E	Smokeless tobacco processing	315	\$49.90
	Mecklenburg County Totals			5 announcements	675	\$55.65
Luna Energy	Montgomery County	M	E	Fiber optic sensors for gas and oil industry	90	\$0.00
Luna Technologies Inc.	Montgomery County	M	E	Optical test instruments	15	\$0.00
	Montgomery County Totals			2 announcements	105	\$0.00

EMPLOYMENT CREATION AND CAPITAL INVESTMENT IN VIRGINIA

Company Name	Location	MFG	Type	Business	Employment	Investment (millions)
Engineering Development Lab Inc.	Newport News	M	E	Printed circuit boards & other contract manufacturing	0	\$2.00
Interstate Warehousing	Newport News	N	E	Distribution center, frozen foods	35	\$2.50
Northrop Grumman Newport News	Newport News	M	E	Shipbuilding and repair	300	\$0.00
Siemens VDO Automotive *	Newport News	M	E	Automotive electronic sensors	55	\$2.60
	Newport News Totals			4 announcements	390	\$7.10
Alliance Technology	Norfolk	M	N	Ship repair	25	\$0.38
Blackhawk Industries	Norfolk	M	N	Nylon tactical gear for military and law enforcement	50	\$2.25
Brickstone	Norfolk	M	N	Brick/stone signs and sculptures	25	\$0.65
Ford Motor Co.	Norfolk	M	E	Pickup trucks	250	\$25.00
Marine Hydraulics International Inc.	Norfolk	M	E	Ship repair	50	\$15.00
WR Systems	Norfolk	N	E	Systems engineering, defense contractor	33	\$0.00
	Norfolk Totals			6 announcements	433	\$43.28
Wako Chemicals USA Inc. *	Northampton County	M	N	Specialty chemicals	5	\$0.50
	Northampton County Totals			1 announcement	5	\$0.50
ABC Netting Inc. *	Northumberland County	M	E	Warp knitted textiles	8	\$0.10
	Northumberland County Totals			1 announcement	8	\$0.10
Hafner Inc. *	Orange County	M	N	Textiles, knitting and dyeing	125	\$2.50
Lohmann Specialty Coatings LLC *	Orange County	M	N	Adhesive coatings for plastics industry and specialty tapes	30	\$5.75
	Orange County Totals			2 announcements	155	\$8.25
KVK Precision Specialties Inc.	Page County	M	E	Precision machining, automotive parts	150	\$8.00
	Page County Totals			1 announcement	150	\$8.00
Liberty Cut Sew	Patrick County	M	N	Cut and sew apparel	60	\$0.23
Liberty Fabrics Inc.	Patrick County	M	E	Lace dyeing and finishing	45	\$0.00
Narroflex Inc. *	Patrick County	M	E	Textiles, elastic products	205	\$9.00
	Patrick County Totals			3 announcements	310	\$9.23
Dan Valley Foods	Pittsylvania County	N	E	Distribution center, food products	20	\$0.00
Unique Industries Inc.	Pittsylvania County	N	N	Distribution center, party goods	420	\$19.60
Virginia Solite	Pittsylvania County	M	E	Crushed stone products	0	\$3.00
	Pittsylvania County Totals			3 announcements	440	\$22.60
Atlantic Cable & Trench	Portsmouth	N	E	Contractor, cable installation	35	\$1.00
Earl Industries LLC	Portsmouth	M	E	HQ, ship repair	0	\$0.40
Quality Fabricators	Portsmouth	M	E	Lockers, precision sheet metal fabrication	15	\$1.00
Randolph-Bundy Inc.	Portsmouth	N	E	Distribution center, millwork, window and door products	20	\$1.50
	Portsmouth Totals			4 announcements	70	\$3.90
LMR Inc.	Prince George County	N	E	Logistics management	25	\$0.00
Noland Company	Prince George County	N	N	Distribution center, plumbing and mechanical equipment	40	\$8.50

EMPLOYMENT CREATION AND CAPITAL INVESTMENT IN VIRGINIA

Company Name	Location	MFG	Type	Business	Employment	Investment (millions)
Service Center Metals	Prince George County	M	N	Extruded aluminum products	100	\$13.00
	Prince George County Totals			3 announcements	165	\$21.50
Advanced Biosystems	Prince William County	N	E	R&D for developing intelligence and biodefense	38	\$1.50
AHC Inc.	Prince William County	N	E	Call center, healthcare receivables management	140	\$2.30
American Automated Mailing Inc.	Prince William County	M	E	Computerized printing and mailing	65	\$3.05
Comcast Cable Communications Inc.	Prince William County	N	N	Technology support center, cable TV and Internet provider	200	\$21.50
Eli Lilly and Company	Prince William County	M	N	Pharmaceuticals, insulin	700	\$425.00
Floors Inc.	Prince William County	M	E	Light furniture assembly, warehouse	100	\$3.00
General Dynamics Land Systems	Prince William County	M	E	Military amphibious vehicles	0	\$9.00
Integrated Digital Systems	Prince William County	N	E	Document management and network systems	23	\$3.20
Logis-Tech Inc.	Prince William County	N	E	Logistics engineering	50	\$3.50
NCS Technologies	Prince William County	M	E	Computer assembly	52	\$1.50
Pulte Homes Corporation	Prince William County	M	N	Wall panels and concrete form building systems	370	\$23.70
	Prince William County Totals			11 announcements	1,738	\$497.25
Austin Consulting	Richmond	N	N	Information technology consulting	8	\$3.00
Manchester Industries Inc.	Richmond	M	E	Paper and paperboard conversion, warehouse	0	\$3.20
Philip Morris USA	Richmond	M	E	Cigarettes	0	\$125.00
	Richmond Totals			3 announcements	8	\$131.20
InfoSeal	Roanoke City	M	E	Business forms printing	18	\$3.00
NSW LLC	Roanoke City	M	E	Injection molding for plastics products	20	\$0.18
	Roanoke City Totals			2 announcements	38	\$3.18
Hanover Direct	Roanoke County	N	E	Distribution center, catalog orders	25	\$1.00
	Roanoke County Totals			1 announcement	25	\$1.00
Bea Maurer Inc.	Rockbridge County	M	E	HQ, deployable soft shelters for military	35	\$1.00
Power Systems International Inc.	Rockbridge County	M	N	HQ, mobile power generating systems for military	64	\$2.50
	Rockbridge County Totals			2 announcements	99	\$3.50
Suiza Foods Corporation	Rockingham County	M	E	Dairy products	25	\$25.88
	Rockingham County Totals			1 announcement	25	\$25.88
AT&T Wireless	Russell County	N	E	Call center, wireless telecommunications services	0	\$0.85
Lear Corp.	Russell County	M	E	Automotive interior systems	200	\$8.50
	Russell County Totals			2 announcements	200	\$9.35
Quantum Medical Business Service	Salem	N	E	Physician practice management and medical billing	20	\$0.00
U.S. Foodservice Inc.	Salem	N	E	Distribution center, food service	200	\$22.00
	Salem Totals			2 announcements	220	\$22.00
Tempur-Pedic Inc.	Scott County	M	E	Foam mattresses and pillows	0	\$18.00
	Scott County Totals			1 announcement	0	\$18.00

EMPLOYMENT CREATION AND CAPITAL INVESTMENT IN VIRGINIA

Company Name	Location	MFG	Type	Business	Employment	Investment (millions)
General Dynamics Armament and Technical Products	Smyth County	M	E	Aircraft composite components	40	\$0.00
Saltville Gas Storage LLC	Smyth County	M	E	Salt evaporation	0	\$15.00
Sure-Wood Dimension Ltd.	Smyth County	M	E	Dimension lumber	75	\$1.40
	Smyth County Totals			3 announcements	115	\$16.40
Student Partner Services	Spotsylvania County	N	E	Student loan consolidation services	120	\$2.00
	Spotsylvania County Totals			1 announcement	120	\$2.00
AFLAC Inc.	Staunton	N	N	Human Resources and Administration	200	\$0.00
	Staunton Totals			1 announcement	200	\$0.00
Business Technologies	Suffolk	M	N	Storage and racking equipment	6	\$0.40
Butler Paper Recycling Inc.	Suffolk	M	E	Paper recycling	4	\$0.60
Heritage Woodworks Inc.	Suffolk	M	E	Wood cabinets	0	\$0.35
Lipton *	Suffolk	M	E	Tea, bagged and instant	65	\$15.00
MAP Mobile Communications Inc.	Suffolk	N	N	Customer service center	20	\$1.00
MITRE Group	Suffolk	N	N	Systems engineering, management services	20	\$0.66
Target Corporation	Suffolk	N	N	East Coast import warehouse	500	\$65.00
Volvo Penta of the Americas *	Suffolk	M	E	Marine engine testing	4	\$1.30
	Suffolk Totals			8 announcements	619	\$84.31
Bluefield Beverage	Tazewell County	M	E	Soft drinks and bottled water	15	\$0.00
Joy Technologies Inc.	Tazewell County	M	E	Mining machinery	20	\$0.00
Pyott-Boone Electronics	Tazewell County	M	E	Electronic subassemblies	75	\$0.24
	Tazewell County Totals			3 announcements	110	\$0.24
Abacus Communications	Virginia Beach	N	E	Call center, telecommunications services	2,766	\$1.80
Air Express International USA	Virginia Beach	N	N	Freight transportation	15	\$0.20
Amerigroup Corp.	Virginia Beach	N	E	Managed healthcare provider	118	\$0.75
Cendant Corporation	Virginia Beach	N	N	Call center, human resources services	100	\$2.50
Dynaric Inc.	Virginia Beach	M	E	Plastic strapping products and machines	15	\$2.15
GEICO Corp.	Virginia Beach	N	E	Call center, motorcycle insurance	190	\$1.00
Hall Auto World	Virginia Beach	N	E	Corporate HQ and training facility	15	\$3.30
Lockheed Martin Tactical Systems	Virginia Beach	N	E	Engineering services, defense contractor	50	\$4.80
Naval Network Warfare Command	Virginia Beach	N	N	Information technology operations, government contractor	100	\$0.00
NCS Pearson	Virginia Beach	N	N	Training and testing services	120	\$0.40
Portfolio Recovery Associates	Virginia Beach	N	E	Call center, consumer debt collection	15	\$0.10
Resource Consultants Inc.	Virginia Beach	N	N	Engineering services, defense contractor	75	\$0.40
SafeCard ID Inc.	Virginia Beach	M	N	HQ, secure photo ID cards	55	\$10.00
Scott & Stringfellow Inc.	Virginia Beach	N	E	Financial services	40	\$0.50
STIHL Inc. *	Virginia Beach	M	E	U.S. HQ, handheld power tools	150	\$0.00
T-Mobile	Virginia Beach	N	N	Regional HQ, wireless telecommunications services	40	\$0.50

EMPLOYMENT CREATION AND CAPITAL INVESTMENT IN VIRGINIA

Company Name	Location	MFG	Type	Business	Employment	Investment (millions)
URS Greiner Corp.	Virginia Beach	N	E	Architectural and engineering services	30	\$8.36
	Virginia Beach Totals			17 announcements	3,894	\$36.76
SYSCO Corporation	Warren County	N	N	Foodservice redistribution center	388	\$53.00
	Warren County Totals			1 announcement	388	\$53.00
Dorothea Knitting Mills	Washington County	M	N	Wool U.S. Army berets	65	\$2.00
Zenith Fuel Systems	Washington County	M	E	Carburetors & electronic fuel injection systems	40	\$2.00
	Washington County Totals			2 announcements	105	\$4.00
VerNova Inc.	Williamsburg	N	E	Medical evaluation software	40	\$0.00
	Williamsburg Totals			1 announcement	40	\$0.00
EnVirtue Biotechnologies Inc.	Winchester	N	N	Advanced technologies for environmental research	12	\$1.50
Rich Products Corp.	Winchester	M	E	Frozen bakery products	68	\$0.50
Rubbermaid Commercial Products Inc.	Winchester	M	E	Plastic products manufacturing and R&D	250	\$45.00
	Winchester Totals			3 announcements	330	\$47.00
Sykes Enterprises	Wise County	N	E	Call center, IT support	250	\$1.00
Verizon Communications	Wise County	N	N	Customer service center, telecommunications provider	61	\$3.30
	Wise County Totals			2 announcements	311	\$4.30
Brewer Automotive Components Inc.	Wythe County	M	N	Automotive steering rack ends	32	\$3.00
Cochran Industries Inc.	Wythe County	M	E	Concrete blocks, distribution center	15	\$2.00
Klöckner Pentaplast of America Inc. *	Wythe County	M	E	Rigid plastic films	20	\$5.00
Klöckner Pentaplast of America Inc. *	Wythe County	M	E	Rigid plastic films	108	\$34.00
Lane Enterprises Inc.	Wythe County	M	N	Corrugated plastic pipe for drainage	28	\$10.50
Pepsi Bottling Group Inc.	Wythe County	M	N	Soft drink bottling	200	\$65.00
PowerShot Tool Company Inc.	Wythe County	M	E	Staple guns, fastening hand tools	70	\$1.20
Windward Products *	Wythe County	M	E	Precision components for plastics extruders	20	\$4.00
	Wythe County Totals			8 announcements	493	\$124.70
Travaini Pumps USA *	York County	M	E	Vacuum pumps	12	\$0.00
	York County Totals			1 announcement	12	\$0.00
<i>Not Publicly Announced</i>	Confidential Totals			5 announcements	1,613	\$49.90
	Grand Totals			320 announcements	30,634	\$2,440.91

Notes:

* Indicates foreign affiliation

MFG: Manufacturing or Nonmanufacturing

Type: New or Expansion

Announcements are subject to revision

2002
Virginia Employment and Capital Investment Summary

	Employment (No. of jobs)	% of Total	Capital Investment (millions)	% of Total	Number of Announcements	% of Total
Manufacturing						
New Announcements	4,523	14.8%	\$707.41	29.0%	44	13.8%
Expansion Announcements	5,709	18.6%	\$776.80	31.8%	100	31.3%
<i>Totals</i>	<i>10,232</i>	<i>33.4%</i>	<i>\$1,484.21</i>	<i>60.8%</i>	<i>144</i>	<i>45.0%</i>
Nonmanufacturing						
New Announcements	5,041	16.5%	\$661.21	27.1%	59	18.4%
Expansion Announcements	15,361	50.1%	\$295.49	12.1%	117	36.6%
<i>Totals</i>	<i>20,402</i>	<i>66.6%</i>	<i>\$956.70</i>	<i>39.2%</i>	<i>176</i>	<i>55.0%</i>
Virginia Totals	30,634	100.0%	\$2,440.91	100.0%	320	100.0%
New						
Manufacturing Announcements	4,523	14.8%	\$707.41	29.0%	44	13.8%
Nonmanufacturing Announcements	5,041	16.5%	\$661.21	27.1%	59	18.4%
<i>Totals</i>	<i>9,564</i>	<i>31.2%</i>	<i>\$1,368.62</i>	<i>56.1%</i>	<i>103</i>	<i>32.2%</i>
Expansion						
Manufacturing Announcements	5,709	18.6%	\$776.80	31.8%	100	31.3%
Nonmanufacturing Announcements	15,361	50.1%	\$295.49	12.1%	117	36.6%
<i>Totals</i>	<i>21,070</i>	<i>68.8%</i>	<i>\$1,072.29</i>	<i>43.9%</i>	<i>217</i>	<i>67.8%</i>
Virginia Totals	30,634	100.0%	\$2,440.91	100.0%	320	100.0%

Table 1

1992 - 2002

Virginia Employment and Capital Investment Announcements

Year	Total			New			Expansions		
	Number of Jobs	Investment (millions)	Number of Announcements	Number of Jobs	Investment (millions)	Number of Announcements	Number of Jobs	Investment (millions)	Number of Announcements
<i>Mfg.</i>	5,694	\$695.70	122	1,560	\$64.61	34	4,134	\$631.09	88
<i>Non.</i>	8,309	\$234.49	53	6,334	\$135.90	32	1,975	\$98.59	21
1992	14,003	\$930.19	175	7,894	\$200.51	66	6,109	\$729.68	109
<i>Mfg.</i>	6,594	\$915.49	108	2,618	\$167.01	39	3,976	\$748.48	69
<i>Non.</i>	7,740	\$70.41	34	4,790	\$38.11	20	2,950	\$32.30	14
1993	14,334	\$985.90	142	7,408	\$205.12	59	6,926	\$780.78	83
<i>Mfg.</i>	10,045	\$1,501.65	168	5,179	\$461.86	56	4,866	\$1,039.79	112
<i>Non.</i>	5,943	\$367.96	58	3,269	\$279.60	33	2,674	\$88.36	25
1994	15,988	\$1,869.61	226	8,448	\$741.46	89	7,540	\$1,128.15	137
<i>Mfg.</i>	15,098	\$2,476.63	163	8,831	\$1,481.86	49	6,267	\$994.77	114
<i>Non.</i>	10,708	\$406.27	50	8,303	\$211.00	27	2,405	\$195.27	23
1995	25,806	\$2,882.90	213	17,134	\$1,692.86	76	8,672	\$1,190.04	137
<i>Mfg.</i>	10,838	\$3,105.64	145	6,604	\$2,196.83	43	4,234	\$908.81	102
<i>Non.</i>	13,318	\$428.37	57	6,293	\$163.87	31	7,025	\$264.50	26
1996	24,156	\$3,534.01	202	12,897	\$2,360.70	74	11,259	\$1,173.31	128
<i>Mfg.</i>	10,628	\$2,036.50	216	4,287	\$643.75	68	6,341	\$1,392.75	148
<i>Non.</i>	16,784	\$650.01	122	7,992	\$288.02	62	8,792	\$361.99	60
1997	27,412	\$2,686.51	338	12,279	\$931.77	130	15,133	\$1,754.74	208
<i>Mfg.</i>	9,978	\$888.12	181	3,436	\$267.77	60	6,542	\$620.35	121
<i>Non.</i>	36,331	\$1,360.32	261	12,030	\$522.14	106	24,301	\$838.18	155
1998	46,309	\$2,248.44	442	15,466	\$789.91	166	30,843	\$1,458.53	276
<i>Mfg.</i>	14,523	\$1,292.52	227	4,020	\$466.88	69	7,980	\$760.49	129
<i>Non.</i>	35,886	\$2,177.38	265	10,928	\$1,269.29	101	22,024	\$772.27	136
1999	44,952	\$3,268.93	435	14,948	\$1,736.17	170	30,004	\$1,532.76	265
<i>Mfg.</i>	9,355	\$2,210.37	156	2,989	\$240.45	40	6,366	\$1,969.92	116
<i>Non.</i>	37,434	\$3,472.26	295	9,427	\$869.61	96	28,007	\$2,602.65	199
2000	46,789	\$5,682.63	451	12,416	\$1,110.06	136	34,373	\$4,572.57	315
<i>Mfg.</i>	8,111	\$1,572.52	160	2,015	\$66.68	30	6,096	\$1,505.84	130
<i>Non.</i>	29,633	\$1,691.97	273	5,554	\$341.77	70	24,079	\$1,350.20	203
2001	37,744	\$3,264.49	433	7,569	\$408.45	100	30,175	\$2,856.04	333
<i>Mfg.</i>	10,232	\$1,484.21	144	4,523	\$707.41	44	5,709	\$776.80	100
<i>Non.</i>	20,402	\$956.70	176	5,041	\$661.21	59	15,361	\$295.49	117
2002	30,634	\$2,440.91	320	9,564	\$1,368.62	103	21,070	\$1,072.29	217
Totals	328,127	\$29,794.52	3,377	126,023	\$11,545.63	1,169	202,104	\$18,248.89	2,208

Table 2

2002

Virginia NAICS Code Summary - Manufacturing

NAICS Description	Total			New			Expansions		
	Number of Jobs	Investment (millions)	Number of Announcements	Number of Jobs	Investment (millions)	Number of Announcements	Number of Jobs	Investment (millions)	Number of Announcements
311 Food Products	815	\$152.98	13	113	\$5.85	2	702	\$147.13	11
312 Beverages & Tobacco Products	581	\$270.20	6	213	\$67.30	2	368	\$202.90	4
313 Textile Mills	498	\$24.60	6	125	\$2.50	1	373	\$22.10	5
314 Textile Mill Products	77	\$2.50	3	0	\$0.00	0	77	\$2.50	3
315 Apparel	817	\$18.98	6	745	\$8.28	5	72	\$10.70	1
316 Leather & Allied Products	0	\$0.00	0	0	\$0.00	0	0	\$0.00	0
321 Lumber & Wood Products	397	\$9.80	8	176	\$2.50	2	221	\$7.30	6
322 Paper Products	4	\$3.80	2	0	\$0.00	0	4	\$3.80	2
323 Printing	108	\$9.05	3	0	\$0.00	0	108	\$9.05	3
324 Petroleum & Coal Products	0	\$0.00	0	0	\$0.00	0	0	\$0.00	0
325 Chemicals	996	\$527.47	10	865	\$458.50	6	131	\$68.97	4
326 Plastics & Rubber Products	869	\$148.78	10	451	\$46.60	4	418	\$102.18	6
327 Stone, Clay, Glass	425	\$71.20	8	405	\$37.60	3	20	\$33.60	5
331 Primary Metal Industries	100	\$42.31	4	100	\$13.00	1	0	\$29.31	3
332 Fabricated Metal Products	507	\$33.46	9	43	\$10.50	2	464	\$22.96	7
333 Machinery	271	\$6.65	6	70	\$3.20	1	201	\$3.45	5
334 Computers & Electronics	937	\$43.25	12	555	\$21.50	3	382	\$21.75	9
335 Electrical Equipment	249	\$4.70	3	69	\$3.00	2	180	\$1.70	1
336 Transportation Equipment	1,208	\$84.93	17	102	\$20.68	4	1,106	\$64.25	13
337 Furniture & Fixtures	791	\$15.89	13	491	\$6.40	6	300	\$9.49	7
339 Miscellaneous Manufacturing	182	\$7.76	4	0	\$0.00	0	182	\$7.76	4
Not Publicly Announced	400	\$5.90	1	0	\$0.00	0	400	\$5.90	1
Manufacturing Totals	10,232	\$1,484.21	144	4,523	\$707.41	44	5,709	\$776.80	100
Nonmanufacturing Totals	20,402	\$956.70	176	5,041	\$661.21	59	15,361	\$295.49	117
Virginia Totals	30,634	\$2,440.91	320	9,564	\$1,368.62	103	21,070	\$1,072.29	217

Table 3

2002

Virginia NAICS Code Summary - Nonmanufacturing

NAICS Description	Total			New			Expansions		
	Number of Jobs	Investment (millions)	Number of Announcements	Number of Jobs	Investment (millions)	Number of Announcements	Number of Jobs	Investment (millions)	Number of Announcements
221 Utilities	30	\$401.80	3	30	\$400.00	1	0	\$1.80	2
237 Heavy Construction	35	\$1.00	1	0	\$0.00	0	35	\$1.00	1
238 Specialty Trade Contractors	45	\$0.25	1	45	\$0.25	1	0	\$0.00	0
423 Distribution - Durables	1,057	\$46.50	15	857	\$34.90	9	200	\$11.60	6
424 Distribution - Nondurables	1,414	\$151.75	10	902	\$119.75	3	512	\$32.00	7
441 Motor Vehicle Dealers (HQ)	8	\$2.00	1	0	\$0.00	0	8	\$2.00	1
484 Truck Transportation	0	\$2.50	1	0	\$0.00	0	0	\$2.50	1
488 Transportation Services	115	\$0.20	2	15	\$0.20	1	100	\$0.00	1
492 Couriers & Delivery	0	\$3.00	1	0	\$0.00	0	0	\$3.00	1
493 Warehousing & Storage	80	\$6.53	3	25	\$3.50	1	55	\$3.03	2
511 Publishing (except Internet)	255	\$5.00	3	0	\$0.00	0	255	\$5.00	3
512 Motion Picture & Recording	30	\$0.25	1	30	\$0.25	1	0	\$0.00	0
517 Telecommunications	3,431	\$32.95	10	331	\$25.30	4	3,100	\$7.65	6
518 Internet & Related Services	213	\$1.30	5	75	\$1.00	1	138	\$0.30	4
522 Banking & Credit	182	\$2.00	4	30	\$0.00	1	152	\$2.00	3
523 Securities & Commodities	40	\$0.50	1	0	\$0.00	0	40	\$0.50	1
524 Insurance Carriers	508	\$1.75	3	200	\$0.00	1	308	\$1.75	2
541 Technical Services	8,422	\$209.02	95	1,818	\$46.46	27	6,604	\$162.56	68
551 Holding Companies	285	\$18.00	3	270	\$13.70	1	15	\$4.30	2
561 Administrative Services	2,844	\$13.00	7	205	\$2.50	2	2,639	\$10.50	5
562 Waste Mgt. & Remediation	165	\$9.55	1	165	\$9.55	1	0	\$0.00	0
813 Non-Profit Organizations	30	\$3.85	1	30	\$3.85	1	0	\$0.00	0
Not Publicly Announced	1,213	\$44.00	4	13	\$0.00	3	1,200	\$44.00	1
Nonmanufacturing Totals	20,402	\$956.70	176	5,041	\$661.21	59	15,361	\$295.49	117
Manufacturing Totals	10,232	\$1,484.21	144	4,523	\$707.41	44	5,709	\$776.80	100
Virginia Totals	30,634	\$2,440.91	320	9,564	\$1,368.62	103	21,070	\$1,072.29	217

Table 4

2002

Virginia Regional Summary

Region	Employment	% of Total	Investment (millions)	% of Total	Announcements	% of Total
Central Virginia	1,306	4.26%	\$670.89	27.49%	41	12.81%
<i>New</i>	624		\$436.20		20	
<i>Expansion</i>	682		\$234.69		21	
Hampton Roads	9,053	29.55%	\$246.43	10.10%	65	20.31%
<i>New</i>	1,678		\$106.64		21	
<i>Expansion</i>	7,375		\$139.79		44	
Northern Virginia	9,866	32.21%	\$703.30	28.81%	102	31.88%
<i>New</i>	2,901		\$538.45		26	
<i>Expansion</i>	6,965		\$164.85		76	
Southside Virginia	5,038	16.45%	\$350.82	14.37%	50	15.63%
<i>New</i>	3,004		\$136.93		20	
<i>Expansion</i>	2,034		\$213.89		30	
Southwestern Virginia	1,997	6.52%	\$211.65	8.67%	33	10.31%
<i>New</i>	630		\$91.80		8	
<i>Expansion</i>	1,367		\$119.85		25	
Valley	1,761	5.75%	\$207.92	8.52%	24	7.50%
<i>New</i>	714		\$58.60		5	
<i>Expansion</i>	1,047		\$149.32		19	
Not Publicly Announced	1,613	5.27%	\$49.90	2.04%	5	1.56%
Virginia Totals	30,634		\$2,440.91		320	

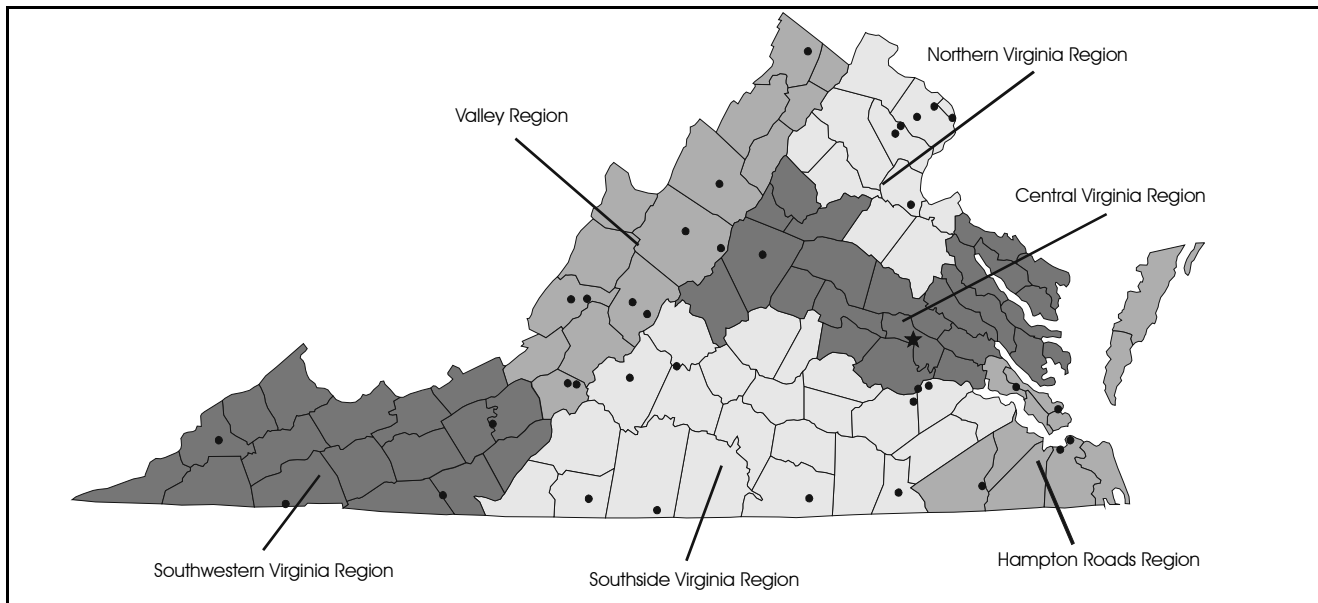


Table 5

2002**Virginia Employment and Capital Investment by Locality**

<i>Location</i>	<i>Employment</i>	<i>% of Total</i>	<i>Investment (millions)</i>	<i>% of Total</i>	<i>Announcements</i>	<i>% of Total</i>
<i>Accomack County</i>	0	0.00%	\$0.00	0.00%	0	0.00%
<i>Albemarle County</i>	25	0.08%	\$11.00	0.45%	1	0.31%
<i>Alexandria</i>	121	0.39%	\$5.05	0.21%	4	1.25%
<i>Alleghany County</i>	30	0.10%	\$1.50	0.06%	1	0.31%
<i>Amelia County</i>	0	0.00%	\$0.00	0.00%	0	0.00%
<i>Amherst County</i>	0	0.00%	\$0.00	0.00%	0	0.00%
<i>Appomattox County</i>	0	0.00%	\$0.00	0.00%	0	0.00%
<i>Arlington County</i>	345	1.13%	\$14.70	0.60%	2	0.63%
<i>Augusta County</i>	125	0.41%	\$25.00	1.02%	2	0.63%
<i>Bath County</i>	12	0.04%	\$0.00	0.00%	1	0.31%
<i>Bedford City</i>	0	0.00%	\$0.00	0.00%	0	0.00%
<i>Bedford County</i>	75	0.24%	\$7.00	0.29%	1	0.31%
<i>Bland County</i>	0	0.00%	\$0.00	0.00%	0	0.00%
<i>Botetourt County</i>	41	0.13%	\$1.10	0.05%	3	0.94%
<i>Bristol</i>	0	0.00%	\$0.00	0.00%	0	0.00%
<i>Brunswick County</i>	0	0.00%	\$27.00	1.11%	1	0.31%
<i>Buchanan County</i>	0	0.00%	\$0.00	0.00%	0	0.00%
<i>Buckingham County</i>	0	0.00%	\$0.00	0.00%	0	0.00%
<i>Buena Vista</i>	0	0.00%	\$0.00	0.00%	0	0.00%
<i>Campbell County</i>	396	1.29%	\$46.89	1.92%	6	1.88%
<i>Caroline County</i>	0	0.00%	\$0.00	0.00%	0	0.00%
<i>Carroll County</i>	187	0.61%	\$23.70	0.97%	3	0.94%
<i>Charles City County</i>	0	0.00%	\$0.00	0.00%	0	0.00%
<i>Charlotte County</i>	50	0.16%	\$1.00	0.04%	1	0.31%
<i>Charlottesville</i>	40	0.13%	\$2.00	0.08%	2	0.63%
<i>Chesapeake</i>	675	2.20%	\$32.93	1.35%	13	4.06%
<i>Chesterfield County</i>	195	0.64%	\$85.18	3.49%	9	2.81%
<i>Clarke County</i>	0	0.00%	\$0.00	0.00%	0	0.00%
<i>Colonial Heights</i>	0	0.00%	\$0.00	0.00%	0	0.00%
<i>Covington</i>	0	0.00%	\$0.16	0.01%	1	0.31%
<i>Craig County</i>	0	0.00%	\$0.00	0.00%	0	0.00%
<i>Culpeper County</i>	80	0.26%	\$2.20	0.09%	2	0.63%
<i>Cumberland County</i>	0	0.00%	\$0.00	0.00%	0	0.00%
<i>Danville</i>	219	0.71%	\$56.10	2.30%	4	1.25%
<i>Dickenson County</i>	37	0.12%	\$0.56	0.02%	1	0.31%
<i>Dinwiddie County</i>	0	0.00%	\$0.00	0.00%	0	0.00%
<i>Emporia</i>	60	0.20%	\$5.00	0.20%	2	0.63%
<i>Essex County</i>	0	0.00%	\$0.00	0.00%	0	0.00%
<i>Fairfax City</i>	0	0.00%	\$0.00	0.00%	0	0.00%
<i>Fairfax County</i>	7,148	23.33%	\$159.35	6.53%	75	23.44%
<i>Falls Church</i>	0	0.00%	\$0.00	0.00%	0	0.00%
<i>Fauquier County</i>	0	0.00%	\$0.00	0.00%	0	0.00%
<i>Floyd County</i>	33	0.11%	\$1.00	0.04%	1	0.31%
<i>Fluvanna County</i>	30	0.10%	\$400.00	16.39%	1	0.31%
<i>Franklin City</i>	0	0.00%	\$0.00	0.00%	0	0.00%
<i>Franklin County</i>	300	0.98%	\$9.10	0.37%	1	0.31%
<i>Frederick County</i>	28	0.09%	\$15.00	0.61%	1	0.31%

Table 6

<i>Location</i>	<i>Employment</i>	<i>% of Total</i>	<i>Investment (millions)</i>	<i>% of Total</i>	<i>Announcements</i>	<i>% of Total</i>
<i>Fredericksburg</i>	0	0.00%	\$0.00	0.00%	0	0.00%
<i>Galax</i>	216	0.71%	\$2.50	0.10%	2	0.63%
<i>Giles County</i>	70	0.23%	\$3.20	0.13%	1	0.31%
<i>Gloucester County</i>	0	0.00%	\$0.00	0.00%	0	0.00%
<i>Goochland County</i>	0	0.00%	\$4.00	0.16%	1	0.31%
<i>Grayson County</i>	15	0.05%	\$3.70	0.15%	2	0.63%
<i>Greene County</i>	100	0.33%	\$1.50	0.06%	1	0.31%
<i>Greensville County</i>	0	0.00%	\$0.00	0.00%	0	0.00%
<i>Halifax County</i>	0	0.00%	\$0.00	0.00%	0	0.00%
<i>Hampton</i>	2,725	8.90%	\$25.65	1.05%	7	2.19%
<i>Hanover County</i>	25	0.08%	\$1.95	0.08%	2	0.63%
<i>Harrisonburg</i>	50	0.16%	\$1.60	0.07%	1	0.31%
<i>Henrico County</i>	803	2.62%	\$28.63	1.17%	15	4.69%
<i>Henry County</i>	1,142	3.73%	\$23.20	0.95%	8	2.50%
<i>Highland County</i>	0	0.00%	\$0.00	0.00%	0	0.00%
<i>Hopewell</i>	50	0.16%	\$10.00	0.41%	1	0.31%
<i>Isle of Wight County</i>	0	0.00%	\$8.50	0.35%	1	0.31%
<i>James City County</i>	190	0.62%	\$3.50	0.14%	2	0.63%
<i>King & Queen County</i>	0	0.00%	\$0.00	0.00%	0	0.00%
<i>King George County</i>	10	0.03%	\$13.25	0.54%	1	0.31%
<i>King William County</i>	47	0.15%	\$2.83	0.12%	3	0.94%
<i>Lancaster County</i>	5	0.02%	\$0.50	0.02%	1	0.31%
<i>Lee County</i>	0	0.00%	\$0.00	0.00%	0	0.00%
<i>Lexington</i>	0	0.00%	\$0.00	0.00%	0	0.00%
<i>Loudoun County</i>	117	0.38%	\$1.25	0.05%	3	0.94%
<i>Louisa County</i>	20	0.07%	\$2.00	0.08%	1	0.31%
<i>Lunenburg County</i>	213	0.70%	\$10.55	0.43%	3	0.94%
<i>Lynchburg</i>	385	1.26%	\$39.50	1.62%	4	1.25%
<i>Madison County</i>	32	0.10%	\$0.00	0.00%	1	0.31%
<i>Manassas</i>	0	0.00%	\$0.00	0.00%	0	0.00%
<i>Manassas Park</i>	0	0.00%	\$0.00	0.00%	0	0.00%
<i>Martinsville</i>	558	1.82%	\$6.50	0.27%	4	1.25%
<i>Mathews County</i>	0	0.00%	\$0.00	0.00%	0	0.00%
<i>Mecklenburg County</i>	675	2.20%	\$55.65	2.28%	5	1.56%
<i>Middlesex County</i>	0	0.00%	\$0.00	0.00%	0	0.00%
<i>Montgomery County</i>	105	0.34%	\$0.00	0.00%	2	0.63%
<i>Nelson County</i>	0	0.00%	\$0.00	0.00%	0	0.00%
<i>New Kent County</i>	0	0.00%	\$0.00	0.00%	0	0.00%
<i>Newport News</i>	390	1.27%	\$7.10	0.29%	4	1.25%
<i>Norfolk</i>	433	1.41%	\$43.28	1.77%	6	1.88%
<i>Northampton County</i>	5	0.02%	\$0.50	0.02%	1	0.31%
<i>Northumberland County</i>	8	0.03%	\$0.10	0.00%	1	0.31%
<i>Norton</i>	0	0.00%	\$0.00	0.00%	0	0.00%
<i>Nottoway County</i>	0	0.00%	\$0.00	0.00%	0	0.00%
<i>Orange County</i>	155	0.51%	\$8.25	0.34%	2	0.63%
<i>Page County</i>	150	0.49%	\$8.00	0.33%	1	0.31%
<i>Patrick County</i>	310	1.01%	\$9.23	0.38%	3	0.94%
<i>Petersburg</i>	0	0.00%	\$0.00	0.00%	0	0.00%
<i>Pittsylvania County</i>	440	1.44%	\$22.60	0.93%	3	0.94%
<i>Poquoson</i>	0	0.00%	\$0.00	0.00%	0	0.00%
<i>Portsmouth</i>	70	0.23%	\$3.90	0.16%	4	1.25%

Table 6

<i>Location</i>	<i>Employment</i>	<i>% of Total</i>	<i>Investment (millions)</i>	<i>% of Total</i>	<i>Announcements</i>	<i>% of Total</i>
<i>Powhatan County</i>	0	0.00%	\$0.00	0.00%	0	0.00%
<i>Prince Edward County</i>	0	0.00%	\$0.00	0.00%	0	0.00%
<i>Prince George County</i>	165	0.54%	\$21.50	0.88%	3	0.94%
<i>Prince William County</i>	1,738	5.67%	\$497.25	20.37%	11	3.44%
<i>Pulaski County</i>	0	0.00%	\$0.00	0.00%	0	0.00%
<i>Radford</i>	0	0.00%	\$0.00	0.00%	0	0.00%
<i>Rappahannock County</i>	0	0.00%	\$0.00	0.00%	0	0.00%
<i>Richmond</i>	8	0.03%	\$131.20	5.38%	3	0.94%
<i>Richmond County</i>	0	0.00%	\$0.00	0.00%	0	0.00%
<i>Roanoke City</i>	38	0.12%	\$3.18	0.13%	2	0.63%
<i>Roanoke County</i>	25	0.08%	\$1.00	0.04%	1	0.31%
<i>Rockbridge County</i>	99	0.32%	\$3.50	0.14%	2	0.63%
<i>Rockingham County</i>	25	0.08%	\$25.88	1.06%	1	0.31%
<i>Russell County</i>	200	0.65%	\$9.35	0.38%	2	0.63%
<i>Salem</i>	220	0.72%	\$22.00	0.90%	2	0.63%
<i>Scott County</i>	0	0.00%	\$18.00	0.74%	1	0.31%
<i>Shenandoah County</i>	0	0.00%	\$0.00	0.00%	0	0.00%
<i>Smyth County</i>	115	0.38%	\$16.40	0.67%	3	0.94%
<i>Southampton County</i>	0	0.00%	\$0.00	0.00%	0	0.00%
<i>Spotsylvania County</i>	120	0.39%	\$2.00	0.08%	1	0.31%
<i>Stafford County</i>	0	0.00%	\$0.00	0.00%	0	0.00%
<i>Staunton</i>	200	0.65%	\$0.00	0.00%	1	0.31%
<i>Suffolk</i>	619	2.02%	\$84.31	3.45%	8	2.50%
<i>Surry County</i>	0	0.00%	\$0.00	0.00%	0	0.00%
<i>Sussex County</i>	0	0.00%	\$0.00	0.00%	0	0.00%
<i>Tazewell County</i>	110	0.36%	\$0.24	0.01%	3	0.94%
<i>Virginia Beach</i>	3,894	12.71%	\$36.76	1.51%	17	5.31%
<i>Warren County</i>	388	1.27%	\$53.00	2.17%	1	0.31%
<i>Washington County</i>	105	0.34%	\$4.00	0.16%	2	0.63%
<i>Waynesboro</i>	0	0.00%	\$0.00	0.00%	0	0.00%
<i>Westmoreland County</i>	0	0.00%	\$0.00	0.00%	0	0.00%
<i>Williamsburg</i>	40	0.13%	\$0.00	0.00%	1	0.31%
<i>Winchester</i>	330	1.08%	\$47.00	1.93%	3	0.94%
<i>Wise County</i>	311	1.02%	\$4.30	0.18%	2	0.63%
<i>Wythe County</i>	493	1.61%	\$124.70	5.11%	8	2.50%
<i>York County</i>	12	0.04%	\$0.00	0.00%	1	0.31%
<i>Not Publicly Announced</i>	1,613	5.27%	\$49.90	2.04%	5	1.56%
Virginia Totals	30,634		\$2,440.91		320	

Table 6

2002**Virginia Employment and Capital Investment by Locality****Totals Per 1,000 Residents**

<i>Location</i>	<i>2002 Population Estimate (thousands)</i>	<i>Announced Employment per 1,000 Residents</i>	<i>Announced Investment per 1,000 Residents</i>	<i>Announcements per 1,000 Residents</i>
<i>Accomack County</i>	38.7	0.0	\$0	0.00
<i>Albemarle County</i>	86.7	0.3	\$126,874	0.01
<i>Alexandria</i>	137.5	0.9	\$36,727	0.03
<i>Alleghany County</i>	16.7	1.8	\$89,820	0.06
<i>Amelia County</i>	11.7	0.0	\$0	0.00
<i>Amherst County</i>	31.7	0.0	\$0	0.00
<i>Appomattox County</i>	13.7	0.0	\$0	0.00
<i>Arlington County</i>	194.3	1.8	\$75,656	0.01
<i>Augusta County</i>	66.3	1.9	\$377,074	0.03
<i>Bath County</i>	5.0	2.4	\$0	0.20
<i>Bedford City</i>	6.4	0.0	\$0	0.00
<i>Bedford County</i>	61.4	1.2	\$114,007	0.02
<i>Bland County</i>	6.9	0.0	\$0	0.00
<i>Botetourt County</i>	30.6	1.3	\$35,948	0.10
<i>Bristol</i>	17.3	0.0	\$0	0.00
<i>Brunswick County</i>	18.3	0.0	\$1,475,410	0.05
<i>Buchanan County</i>	25.9	0.0	\$0	0.00
<i>Buckingham County</i>	15.6	0.0	\$0	0.00
<i>Buena Vista</i>	6.3	0.0	\$0	0.00
<i>Campbell County</i>	50.8	7.8	\$923,031	0.12
<i>Caroline County</i>	22.2	0.0	\$0	0.00
<i>Carroll County</i>	29.6	6.3	\$800,676	0.10
<i>Charles City County</i>	7.0	0.0	\$0	0.00
<i>Charlotte County</i>	12.7	3.9	\$78,740	0.08
<i>Charlottesville</i>	39.8	1.0	\$50,251	0.05
<i>Chesapeake</i>	205.1	3.3	\$160,556	0.06
<i>Chesterfield County</i>	270.7	0.7	\$314,666	0.03
<i>Clarke County</i>	13.3	0.0	\$0	0.00
<i>Colonial Heights</i>	17.0	0.0	\$0	0.00
<i>Covington</i>	6.3	0.0	\$25,397	0.16
<i>Craig County</i>	5.2	0.0	\$0	0.00
<i>Culpeper County</i>	35.9	2.2	\$61,281	0.06
<i>Cumberland County</i>	9.2	0.0	\$0	0.00
<i>Danville</i>	47.1	4.6	\$1,191,083	0.08
<i>Dickenson County</i>	16.0	2.3	\$35,000	0.06
<i>Dinwiddie County</i>	24.7	0.0	\$0	0.00
<i>Emporia</i>	5.5	10.9	\$909,091	0.36
<i>Essex County</i>	10.0	0.0	\$0	0.00
<i>Fairfax City</i>	22.4	0.0	\$0	0.00
<i>Fairfax County</i>	1,006.3	7.1	\$158,352	0.07
<i>Falls Church</i>	11.1	0.0	\$0	0.00
<i>Fauquier County</i>	58.9	0.0	\$0	0.00
<i>Floyd County</i>	14.4	2.3	\$69,444	0.07
<i>Fluvanna County</i>	22.3	1.3	\$17,937,220	0.04
<i>Franklin City</i>	8.1	0.0	\$0	0.00

Table 7

<i>Location</i>	<i>2002 Population Estimate (thousands)</i>	<i>Announced Employment per 1,000 Residents</i>	<i>Announced Investment per 1,000 Residents</i>	<i>Announcements per 1,000 Residents</i>
<i>Franklin County</i>	48.7	6.2	\$186,858	0.02
<i>Frederick County</i>	62.4	0.4	\$240,385	0.02
<i>Fredericksburg</i>	20.1	0.0	\$0	0.00
<i>Galax</i>	6.7	32.2	\$373,134	0.30
<i>Giles County</i>	16.6	4.2	\$192,771	0.06
<i>Gloucester County</i>	35.0	0.0	\$0	0.00
<i>Goochland County</i>	17.9	0.0	\$223,464	0.06
<i>Grayson County</i>	16.9	0.9	\$218,935	0.12
<i>Greene County</i>	16.2	6.2	\$92,593	0.06
<i>Greensville County</i>	11.8	0.0	\$0	0.00
<i>Halifax County</i>	37.0	0.0	\$0	0.00
<i>Hampton</i>	145.2	18.8	\$176,653	0.05
<i>Hanover County</i>	91.0	0.3	\$21,429	0.02
<i>Harrisonburg</i>	42.2	1.2	\$37,915	0.02
<i>Henrico County</i>	271.7	3.0	\$105,374	0.06
<i>Henry County</i>	56.6	20.2	\$409,894	0.14
<i>Highland County</i>	2.5	0.0	\$0	0.00
<i>Hopewell</i>	22.3	2.2	\$448,430	0.04
<i>Isle of Wight County</i>	30.5	0.0	\$278,689	0.03
<i>James City County</i>	51.8	3.7	\$67,568	0.04
<i>King & Queen County</i>	6.7	0.0	\$0	0.00
<i>King George County</i>	17.6	0.6	\$752,841	0.06
<i>King William County</i>	13.6	3.5	\$208,088	0.22
<i>Lancaster County</i>	11.4	0.4	\$43,860	0.09
<i>Lee County</i>	23.3	0.0	\$0	0.00
<i>Lexington</i>	7.0	0.0	\$0	0.00
<i>Loudoun County</i>	205.8	0.6	\$6,074	0.01
<i>Louisa County</i>	26.9	0.7	\$74,349	0.04
<i>Lunenburg County</i>	13.1	16.3	\$805,344	0.23
<i>Lynchburg</i>	65.6	5.9	\$602,134	0.06
<i>Madison County</i>	12.9	2.5	\$0	0.08
<i>Manassas</i>	37.0	0.0	\$0	0.00
<i>Manassas Park</i>	11.7	0.0	\$0	0.00
<i>Martinsville</i>	15.2	36.7	\$427,632	0.26
<i>Mathews County</i>	9.3	0.0	\$0	0.00
<i>Mecklenburg County</i>	32.3	20.9	\$1,722,910	0.15
<i>Middlesex County</i>	9.8	0.0	\$0	0.00
<i>Montgomery County</i>	84.8	1.2	\$0	0.02
<i>Nelson County</i>	14.7	0.0	\$0	0.00
<i>New Kent County</i>	14.1	0.0	\$0	0.00
<i>Newport News</i>	179.3	2.2	\$39,598	0.02
<i>Norfolk</i>	234.1	1.8	\$184,878	0.03
<i>Northampton County</i>	12.8	0.4	\$39,063	0.08
<i>Northumberland County</i>	12.8	0.6	\$7,813	0.08
<i>Norton</i>	3.9	0.0	\$0	0.00
<i>Nottoway County</i>	15.6	0.0	\$0	0.00
<i>Orange County</i>	27.1	5.7	\$304,428	0.07
<i>Page County</i>	23.3	6.4	\$343,348	0.04
<i>Patrick County</i>	19.5	15.9	\$473,333	0.15
<i>Petersburg</i>	32.2	0.0	\$0	0.00

Table 7

<i>Location</i>	<i>2002 Population Estimate (thousands)</i>	<i>Announced Employment per 1,000 Residents</i>	<i>Announced Investment per 1,000 Residents</i>	<i>Announcements per 1,000 Residents</i>
<i>Pittsylvania County</i>	62.1	7.1	\$363,929	0.05
<i>Poquoson</i>	11.6	0.0	\$0	0.00
<i>Portsmouth</i>	98.4	0.7	\$39,634	0.04
<i>Powhatan County</i>	24.0	0.0	\$0	0.00
<i>Prince Edward County</i>	20.5	0.0	\$0	0.00
<i>Prince George County</i>	33.7	4.9	\$637,982	0.09
<i>Prince William County</i>	311.7	5.6	\$1,595,284	0.04
<i>Pulaski County</i>	34.8	0.0	\$0	0.00
<i>Radford</i>	15.5	0.0	\$0	0.00
<i>Rappahannock County</i>	7.0	0.0	\$0	0.00
<i>Richmond</i>	193.0	0.0	\$679,793	0.02
<i>Richmond County</i>	9.1	0.0	\$0	0.00
<i>Roanoke City</i>	94.6	0.4	\$33,615	0.02
<i>Roanoke County</i>	87.7	0.3	\$11,403	0.01
<i>Rockbridge County</i>	20.8	4.8	\$168,269	0.10
<i>Rockingham County</i>	69.2	0.4	\$373,988	0.01
<i>Russell County</i>	29.6	6.8	\$315,878	0.07
<i>Salem</i>	24.9	8.8	\$883,534	0.08
<i>Scott County</i>	23.3	0.0	\$772,532	0.04
<i>Shenandoah County</i>	36.8	0.0	\$0	0.00
<i>Smyth County</i>	33.2	3.5	\$493,976	0.09
<i>Southampton County</i>	18.0	0.0	\$0	0.00
<i>Spotsylvania County</i>	103.6	1.2	\$19,305	0.01
<i>Stafford County</i>	102.7	0.0	\$0	0.00
<i>Staunton</i>	23.5	8.5	\$0	0.04
<i>Suffolk</i>	69.2	8.9	\$1,218,353	0.12
<i>Surry County</i>	6.8	0.0	\$0	0.00
<i>Sussex County</i>	12.0	0.0	\$0	0.00
<i>Tazewell County</i>	43.3	2.5	\$5,543	0.07
<i>Virginia Beach</i>	428.4	9.1	\$85,808	0.04
<i>Warren County</i>	32.5	11.9	\$1,630,769	0.03
<i>Washington County</i>	51.2	2.1	\$78,125	0.04
<i>Waynesboro</i>	19.6	0.0	\$0	0.00
<i>Westmoreland County</i>	16.7	0.0	\$0	0.00
<i>Williamsburg</i>	12.6	3.2	\$0	0.08
<i>Winchester</i>	24.6	13.4	\$1,910,569	0.12
<i>Wise County</i>	41.4	7.5	\$103,865	0.05
<i>Wythe County</i>	27.7	17.8	\$4,501,805	0.29
<i>York County</i>	58.8	0.2	\$0	0.02
Virginia Totals	7,293.5	4.2	\$334,669	0.04

Note:

Population data from the Weldon Cooper Center for Public Service, University of Virginia

2002

Virginia Metropolitan Statistical Area Summary

MSA Region	Employment	% of Total	Investment (millions)	% of Total	Announcements	% of Total
Bristol	105	0.34%	\$22.00	0.90%	3	0.94%
<i>New</i>	65		\$2.00		1	
<i>Expansion</i>	40		\$20.00		2	
Charlottesville	195	0.64%	\$414.50	16.98%	5	1.56%
<i>New</i>	170		\$403.50		4	
<i>Expansion</i>	25		\$11.00		1	
Danville	659	2.15%	\$78.70	3.22%	7	2.19%
<i>New</i>	501		\$40.60		2	
<i>Expansion</i>	158		\$38.10		5	
Hampton Roads	9,048	29.54%	\$245.93	10.08%	64	20.00%
<i>New</i>	1,673		\$106.14		20	
<i>Expansion</i>	7,375		\$139.79		44	
Lynchburg	856	2.79%	\$93.39	3.83%	11	3.44%
<i>New</i>	500		\$18.25		3	
<i>Expansion</i>	356		\$75.14		8	
Northern Virginia	10,067	32.86%	\$748.05	30.65%	100	31.25%
<i>New</i>	3,102		\$583.20		24	
<i>Expansion</i>	6,965		\$164.85		76	
Richmond-Petersburg	1,246	4.07%	\$282.46	11.57%	34	10.63%
<i>New</i>	612		\$62.20		17	
<i>Expansion</i>	634		\$220.26		17	
Roanoke	324	1.06%	\$27.28	1.12%	8	2.50%
<i>New</i>	0		\$0.00		0	
<i>Expansion</i>	324		\$27.28		8	
Non-MSA Localities	6,521	21.29%	\$478.70	19.61%	83	25.94%
<i>New</i>	2,928		\$152.73		29	
<i>Expansion</i>	3,593		\$325.97		54	
Not Publicly Announced	1,613	5.27%	\$49.90	2.04%	5	1.56%
Virginia Totals	30,634		\$2,440.91		320	

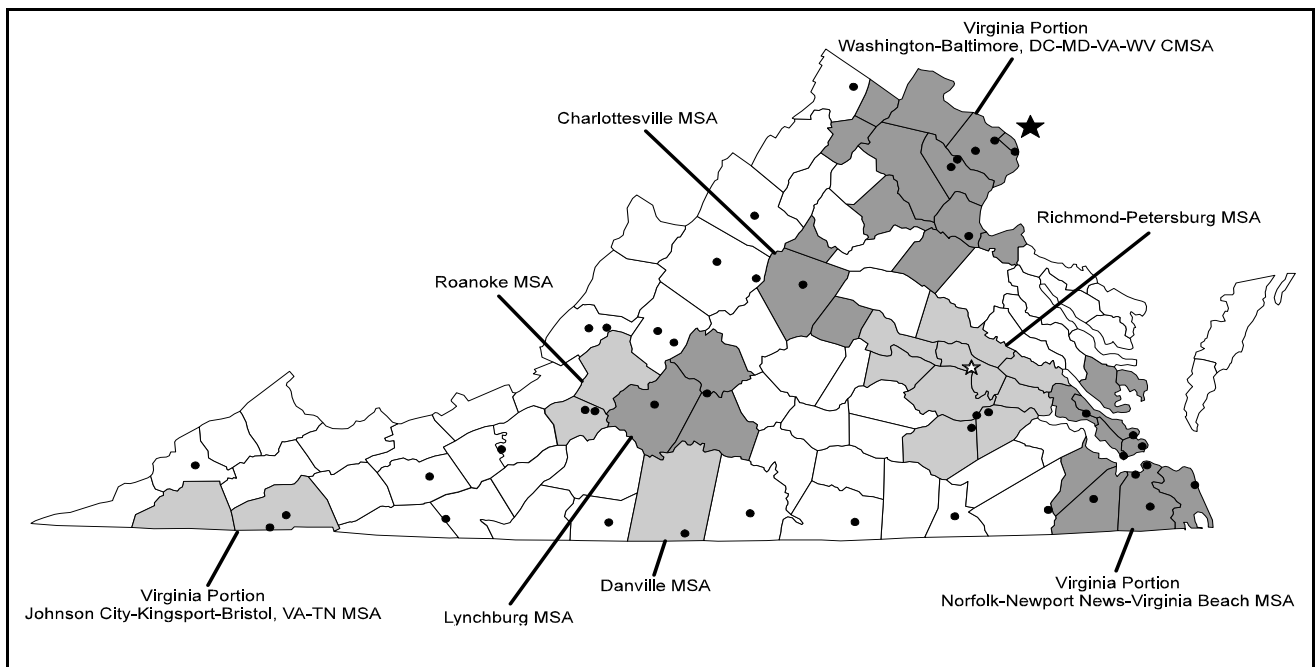


Table 8

2002

Virginia Planning District Commission Summary

Planning District Commission	Employment	% of Total	Investment (millions)	% of Total	Announcements	% of Total
1. LENOWISCO	311	1.02%	\$22.30	0.91%	3	0.94%
<i>New</i>	61		\$3.30		1	
<i>Expansion</i>	250		\$19.00		2	
2. Cumberland Plateau	347	1.13%	\$10.15	0.42%	6	1.88%
<i>New</i>	0		\$0.00		0	
<i>Expansion</i>	347		\$10.15		6	
3. Mount Rogers	1,131	3.69%	\$175.00	7.17%	20	6.25%
<i>New</i>	499		\$85.30		6	
<i>Expansion</i>	632		\$89.70		14	
4. New River Valley	208	0.68%	\$4.20	0.17%	4	1.25%
<i>New</i>	70		\$3.20		1	
<i>Expansion</i>	138		\$1.00		3	
5. Roanoke Valley - Alleghany	354	1.16%	\$28.94	1.19%	10	3.13%
<i>New</i>	0		\$0.00		0	
<i>Expansion</i>	354		\$28.94		10	
6. Central Shenandoah	511	1.67%	\$55.98	2.29%	8	2.50%
<i>New</i>	314		\$4.10		3	
<i>Expansion</i>	197		\$51.88		5	
7. Northern Shenandoah Valley	896	2.92%	\$123.00	5.04%	6	1.88%
<i>New</i>	400		\$54.50		2	
<i>Expansion</i>	496		\$68.50		4	
8. Northern Virginia	9,469	30.91%	\$677.60	27.76%	95	29.69%
<i>New</i>	2,704		\$516.95		22	
<i>Expansion</i>	6,765		\$160.65		73	
9. Rappahannock - Rapidan	267	0.87%	\$10.45	0.43%	5	1.56%
<i>New</i>	187		\$8.25		3	
<i>Expansion</i>	80		\$2.20		2	
10. Thomas Jefferson	215	0.70%	\$416.50	17.06%	6	1.88%
<i>New</i>	190		\$405.50		5	
<i>Expansion</i>	25		\$11.00		1	
11. Region 2000	856	2.79%	\$93.39	3.83%	11	3.44%
<i>New</i>	500		\$18.25		3	
<i>Expansion</i>	356		\$75.14		8	
12. West Piedmont	2,969	9.69%	\$126.73	5.19%	23	7.19%
<i>New</i>	2,094		\$74.63		11	
<i>Expansion</i>	875		\$52.10		12	
13. Southside	675	2.20%	\$82.65	3.39%	6	1.88%
<i>New</i>	55		\$3.00		2	
<i>Expansion</i>	620		\$79.65		4	
14. Piedmont	263	0.86%	\$11.55	0.47%	4	1.25%
<i>New</i>	165		\$9.55		1	
<i>Expansion</i>	98		\$2.00		3	

Table 9

Planning District Commission	Employment	% of Total	Investment (millions)	% of Total	Announcements	% of Total
15. Richmond Regional	1,031	3.37%	\$250.96	10.28%	30	9.38%
<i>New</i>	422		\$30.70		14	
<i>Expansion</i>	609		\$220.26		16	
16. RADCO	130	0.42%	\$15.25	0.62%	2	0.63%
<i>New</i>	10		\$13.25		1	
<i>Expansion</i>	120		\$2.00		1	
17. Northern Neck	13	0.04%	\$0.60	0.02%	2	0.63%
<i>New</i>	0		\$0.00		0	
<i>Expansion</i>	13		\$0.60		2	
18. Middle Peninsula	47	0.15%	\$2.83	0.12%	3	0.94%
<i>New</i>	12		\$0.00		1	
<i>Expansion</i>	35		\$2.83		2	
19. Crater	275	0.90%	\$36.50	1.50%	6	1.88%
<i>New</i>	190		\$31.50		3	
<i>Expansion</i>	85		\$5.00		3	
22. Accomack - Northampton	5	0.02%	\$0.50	0.02%	1	0.31%
<i>New</i>	5		\$0.50		1	
<i>Expansion</i>	0		\$0.00		0	
23. Hampton Roads	9,048	29.54%	\$245.93	10.08%	64	20.00%
<i>New</i>	1,673		\$106.14		20	
<i>Expansion</i>	7,375		\$139.79		44	
Not Publicly Announced	1,613	5.27%	\$49.90	2.04%	5	1.56%
Virginia Totals	30,634		\$2,440.91		320	

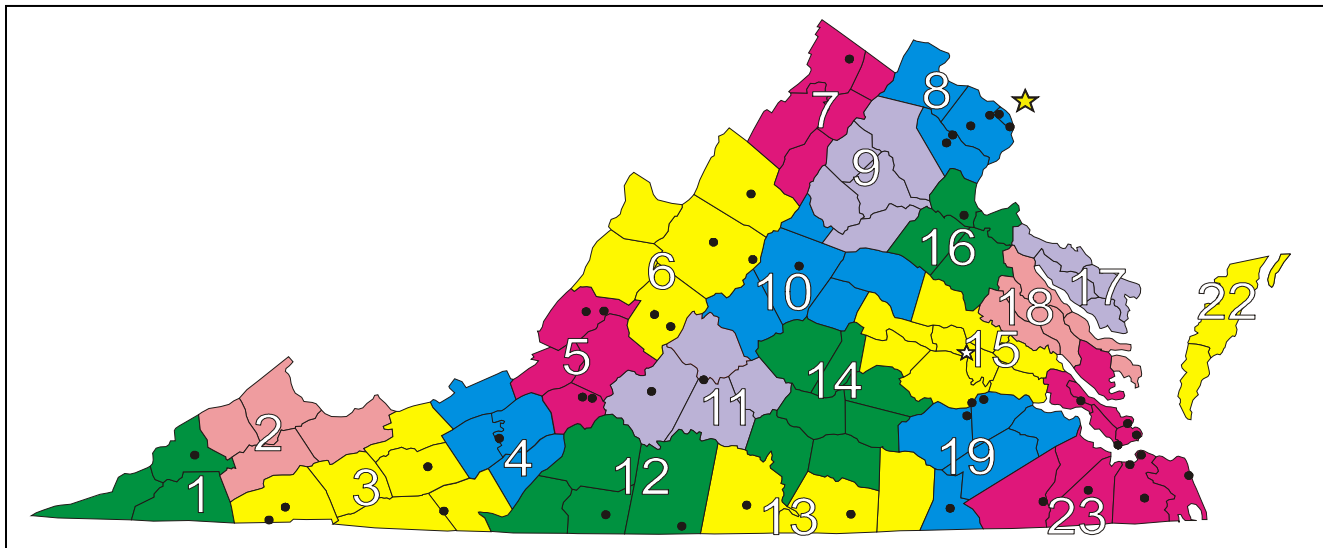


Table 9

1992 - 2002

Virginia Foreign Affiliated Announcements

Year	Employment	% of Year's Total	Investment (millions)	% of Year's Total	Announcements	% of Year's Total
1992	620	4.43%	\$120.75	12.98%	25	14.29%
New	325		\$23.13		9	
Expansion	295		\$97.62		16	
1993	939	6.55%	\$200.63	20.35%	20	14.08%
New	599		\$42.25		9	
Expansion	340		\$158.38		11	
1994	1,260	7.88%	\$390.51	20.89%	26	11.50%
New	340		\$37.15		5	
Expansion	920		\$353.36		21	
1995	2,907	11.26%	\$461.38	16.00%	39	18.31%
New	1,570		\$163.80		15	
Expansion	1,337		\$297.58		24	
1996	4,075	16.87%	\$2,018.65	57.12%	38	18.81%
New	3,230		\$1,766.20		19	
Expansion	845		\$252.45		19	
1997	3,831	13.98%	\$322.75	12.01%	68	20.12%
New	1,475		\$137.10		35	
Expansion	2,356		\$185.65		33	
1998	1,908	4.12%	\$205.98	9.16%	49	11.09%
New	945		\$70.05		21	
Expansion	963		\$135.93		28	
1999	5,153	11.46%	\$509.05	15.57%	67	15.40%
New	1,489		\$172.36		30	
Expansion	3,664		\$336.69		37	
2000	5,573	11.91%	\$1,524.38	26.83%	63	13.97%
New	1,931		\$136.82		28	
Expansion	3,642		\$1,387.56		35	
2001	3,486	9.24%	\$375.83	11.51%	57	13.16%
New	885		\$72.52		18	
Expansion	2,601		\$303.31		39	
2002	2,240	7.31%	\$191.73	7.85%	33	10.31%
New	339		\$47.25		9	
Expansion	1,901		\$144.48		24	
Totals	31,992		\$6,321.64		485	

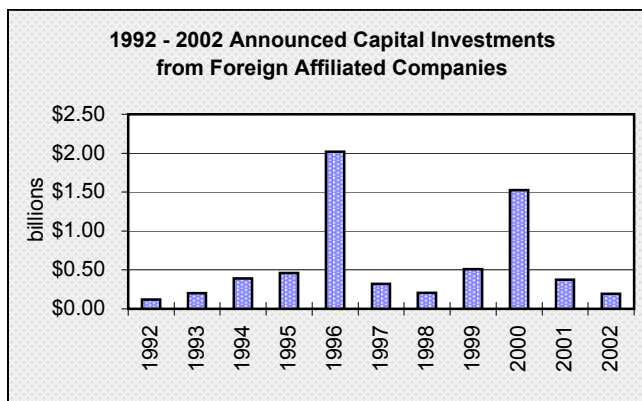
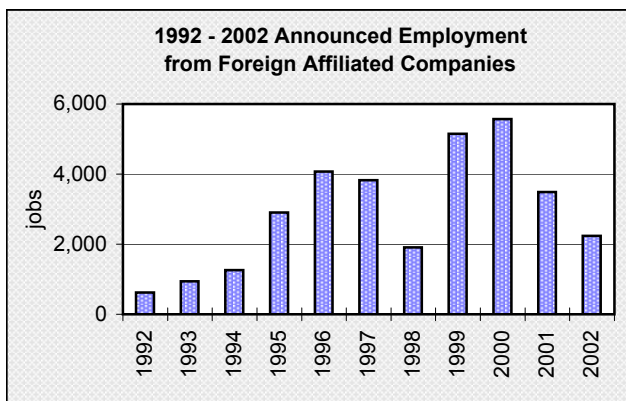


Table 10

2002**Virginia Foreign Affiliated Announcements by Country**

<i>Country</i>	<i>Employment</i>	<i>% of Total</i>	<i>Investment (millions)</i>	<i>% of Total</i>	<i>Announcements</i>	<i>% of Total</i>
<i>Australia</i>	3	0.13%	\$0.30	0.16%	1	3.03%
<i>Canada</i>	423	18.88%	\$13.60	7.09%	6	18.18%
<i>China</i>	30	1.34%	\$0.00	0.00%	1	3.03%
<i>France</i>	0	0.00%	\$5.00	2.61%	2	6.06%
<i>Germany</i>	448	20.00%	\$53.72	28.02%	9	27.27%
<i>India</i>	81	3.62%	\$21.00	10.95%	1	3.03%
<i>Italy</i>	12	0.54%	\$0.00	0.00%	1	3.03%
<i>Japan</i>	91	4.06%	\$15.81	8.25%	5	15.15%
<i>South Korea</i>	1	0.04%	\$4.00	2.09%	1	3.03%
<i>Sweden</i>	16	0.71%	\$2.20	1.15%	2	6.06%
<i>Switzerland</i>	70	3.13%	\$9.50	4.95%	2	6.06%
<i>United Kingdom</i>	1,065	47.54%	\$66.60	34.74%	2	6.06%
Virginia Totals	2,240		\$191.73		33	

2002**Virginia Foreign Affiliated Announcements by NAICS Code**

<i>NAICS Major Grouping</i>	<i>Employment</i>	<i>% of Total</i>	<i>Investment (millions)</i>	<i>% of Total</i>	<i>Announcements</i>	<i>% of Total</i>
<i>311 Food Products</i>	115	5.13%	\$20.50	10.69%	2	6.06%
<i>313 Textile Mills</i>	338	15.09%	\$11.60	6.05%	3	9.09%
<i>325 Chemicals</i>	101	4.51%	\$26.22	13.68%	5	15.15%
<i>326 Plastics & Rubber Products</i>	229	10.22%	\$62.00	32.34%	4	12.12%
<i>331 Primary Metal Industries</i>	0	0.00%	\$0.31	0.16%	1	3.03%
<i>332 Fabricated Metal Products</i>	12	0.54%	\$0.90	0.47%	1	3.03%
<i>333 Machinery</i>	166	7.41%	\$1.30	0.68%	3	9.09%
<i>336 Transportation equipment</i>	89	3.97%	\$2.90	1.51%	3	9.09%
<i>337 Furniture & Fixtures</i>	20	0.89%	\$4.00	2.09%	1	3.03%
<i>423 Distribution - Durables</i>	15	0.67%	\$0.20	0.10%	1	3.03%
<i>517 Telecommunications</i>	30	1.34%	\$0.00	0.00%	1	3.03%
<i>541 Technical Services</i>	1,125	50.22%	\$60.80	31.71%	7	21.21%
<i>551 Holding Companies</i>	0	0.00%	\$1.00	0.52%	1	3.03%
Virginia Totals	2,240		\$191.73		33	